



EUROPEAN COMMISSION

DIRECTORATE GENERAL I
EXTERNAL ECONOMIC RELATIONS
Relations with North America, Australia, New Zealand and South Africa
United States of America

423.024

Brussels, 14 June 1994

Ref: EG/rp - a:elec4

I.B.1

F A X

TO	Mr Jim Currie	FAX NR	
COMP.	Washington Delegation		
FROM	Eckart Guth	FAX NR	299.02.04
SUBJECT	European Parliament election results	PHONE NR	299.22.17
PAGES	(this cover sheet included) 12		

MESSAGE

I attach some further details of the European Parliament election results.

DISTRIBUTION

H.D.	
D.H.D.	
CHA/ADM.	
POL.	
AGR.	
COM/TR.	Hd's
DEVT.	OF
ECO/FIN.	Sections
P.F.A.	
SGT	
T.E.E.	
SUP. AG.	
C.C.	

If this copy is illegible, please call 299.22.41



EUROPEAN COMMISSION

DIRECTORATE GENERAL I

EXTERNAL ECONOMIC RELATIONS

Relations with North America, Australia, New Zealand and South Africa
United States of America

Brussels, 14 June 1994

NOTE FOR THE ATTENTION OF MR CURRIE

Subject: European Parliament election results

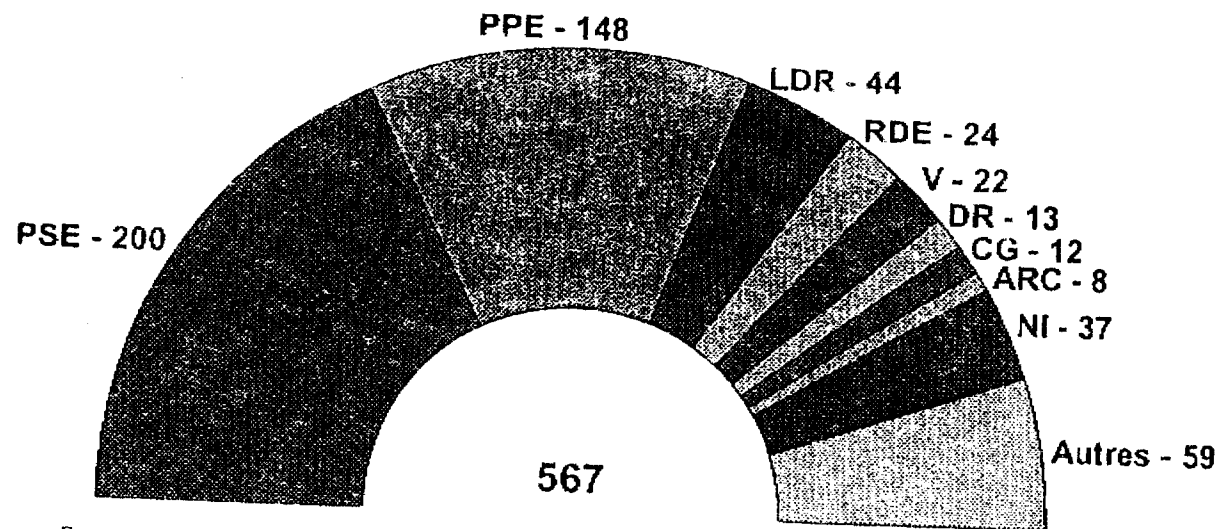
The hitherto dominant Socialist group will have proportionally much the same presence in the new 567 seat Parliament as in the outgoing 518 member assembly. Centre-right and right-wing parties are numerically strengthened but the right will be a highly fragmented force facing a much more cohesive Socialist bloc (see table attached).

Pauline Green, leader of the UK Labour MEPs, now the largest national grouping in the assembly, is a clear front runner for the position of leader of the Socialist grouping. She is in competition with the German SPD leader Klaus Hänsch. If Mr Hänsch does not win, he has a plausible claim to his group's backing for the presidency as does Mr Jean-Pierre Cot, the outgoing Socialist group chief. One other candidate, Ms Elizabeth Guigou, European affairs minister in the last French Socialist government, is an outside runner because of her lack of MEP experience. Ms Guigou is also likely to suffer from the poor showing of France's Socialist list. Either of the two former Belgian Christian Democrat premiers elected, current EPP leader Leo Tindermans and Mr Wilfred Martens, could also stand.

The overall turnout was 56.7%, the lowest ever (see chart attached).

Jackie Jones

DEPUTES AU PARLEMENT EUROPEEN PAR IMPORTANCE DES GROUPES POLITIQUES



Source : Eurostat Estimations

13/06/94 16:14

Source	Date	Heure
B	13/06/94	12:00
DK	13/06/94	14:15
D	13/06/94	11:00
GR	13/06/94	12:40
E	13/06/94	09:00
F	13/06/94	14:00

Date


Source

Date

Source	Date	Heure
IRL	12/06/94	24:00
I	13/06/94	12:05
L	13/06/94	04:00
NL	12/06/94	22:01
P	13/06/94	12:00
UK	13/06/94	15:00



DEPUTES AU PARLEMENT EUROPEEN



REPARTIS PAR ETAT MEMBRE ET APPARTENANCE AUX GROUPES POLITIQUES

ELECTIONS 1994

Participation 1989 : 58,5%
Participation 1994 : 56,4%


Source : Eurostat Estimations
Date : 13/06/94 16:14

Composition du P.E. à la date indiquée ci-dessus. Ne préjuge en rien de la composition du P.E. lors de la session constitutive du 19.07.94

	PSE	PPE	LDR	V	RDE	ARC	CG	DR	NI	Autres	TOTAL
B	6	7	6	2	0	1	0	3	0	0	25
DK	3	3	5	1	0	4	0	0	0	0	16
D	40	47	0	12	0	0	0	0	0	0	99
GR	10	9	0	0	0	0	3	0	1	2	25
E	22	30	2	0	0	1	0	0	9	0	64
F	16	7	8	0	14	0	6	10	0	26	87
IRL	1	4	1	2	7	0	0	0	0	0	15
I	19	9	1	3	0	0	0	0	24	31	87
L	2	2	1	1	0	0	0	0	0	0	6
NL	8	10	10	1	0	0	0	0	2	0	31
P	10	1	8	0	3	0	3	0	0	0	25
UK	63	19	2	0	0	2	0	0	1	0	87
TOTAL	200	148	44	22	24	8	12	13	37	59	567

	Sources	Date	Heure		Sources	Date	Heure
B	Ministère Int. Def.	13/06/94	12:00	IRL	RTE Estimation	12/06/94	24:00
DK	Ministère Int. Def.	13/06/94	14:15	I	RAI Min. Interieur définitif	13/06/94	12:05
D	Bundeswahlleiter Def.	13/06/94	11:00	L	AFP / Estimation	13/06/94	04:00
GR	REUTER REP. DEF.	13/06/94	12:40	NL	ANP - Définitif	12/06/94	22:01
E	Ministère Int. Définitif	13/06/94	09:00	P	Provisoire Min. Adm.Int.	13/06/94	12:00
F	Ministère Int. Provisoire	13/06/94	14:00	UK	BBC Def sauf IRL Nord	13/06/94	15:00

BELGIUM



Population: 10.0m
Seats: 25

Results (Turnout 90.7%; 1989, 90.7%)

Party	Parliament group	% vote	Seats '94	Seats '89
CVP	EPP	17.1	21.1	4
VLD	LDR	11.4	10.6	3
PS	PES	11.3	14.5	3
SP	PES	11.0	12.4	3
PRL	LDR	9.0	7.2	3
VB	ER	7.8	4.1	2
PSC	EPF	7.0	8.1	2
Agalev	Greens	6.7	7.8	1
Ecolo	Greens	4.6	5.3	1
VU	RSW	4.4	5.4	1
FN	ER	2.9	-	1
CSP	EPP	0.2	-	1

Source: Ministry of Interior

*Abbreviations: CVP=Christian Social Party; CVP=Christian People's Party; FN=Front National; PS=Parti Socialiste; SP=Socialist party; PSC=Christian Social Party; PRL=Liberal Reform party; VB=Vlaams Blok; VLD=Flamish Liberals and Democrats; VU=Volksunie

Parliamentary group abbreviations: see bottom front page this section

■ Electoral system:

Proportional from regional lists

Compulsory voting: Yes

MEPs

<ul style="list-style-type: none"> ■ SP Freddy Willockx, Anne Van Lancker, Steve Stevaert ■ PS José Happart, Raymond Dury, Claude Desama ■ CVP Leo Tindemans, Wilfried Martens, Marianne Thyssen, Raf Clanchère ■ PSC Gerard Depiret, Fernand Herman ■ Flamish Liberals and Democrats Annie Neyts, Willy de Clerck, Mimi Kestelyn-Sorens ■ VU Jaak Vandemuldebroecke 	<ul style="list-style-type: none"> ■ PRL Jean Gol, Antonette Spaak, Anne Andre ■ Agalev Magda Aelvoet ■ Ecolo Paul Lannoye ■ Vlaams Blok Harel Dillen, Frank Vanhecke ■ FN (National Front) Daniel Faret
--	---

Based on preliminary results issued by the European Parliament. Full results will not be known for several weeks.

DENMARK



Population: 5.2m
Seats: 18

Results (Turnout 52.5%; 1989, 46.2%)

Party	Parliament group	% vote	Seats '94	Seats '89
Venstre	LDR	18.9	16.6	4
CPP	EPP	17.7	13.3	3
SDP	PES	15.8	23.3	4
JB	RSW	15.2	-	2
FB	RSW	10.2	-	2
SPP	Greens	8.8	9.1	1
RV	LDR	8.5	-	1
CD	EPP	0.9	7.9	0

Source: Ministry of Interior

*Abbreviations: CD=Centre Democrats; CPP=Conservative People's party; FB=People's Movement Against the EU; JB=Jensberaegelsen; RV=Radikale Venstre; SDP=Social Democrats; SPP=Socialist People's party

Parliamentary group abbreviations: see bottom front page this section

■ Electoral system:

Proportional from national lists

Compulsory voting: No

MEPs

<ul style="list-style-type: none"> ■ SDP Kirsten Jensen, Freddy Blak, Niels Sindal, Ove Madsen ■ CPP Poul Schiøtcr, Marie Jepsen, Christian Røvsing ■ Venstre (Liberals) Eva Kjer Hansen, Bertel Haarder, Niels Anker Kofoed, Karin Pils Jørgensen ■ Radical Liberals Lone Dybkjaer ■ Socialist People's Party Lily Gyldenkilde ■ June Movement Jens-Peter Bondo, Ulla Sandbank ■ People's Movement Against the EU Ole Krarup

Based on preliminary results issued by the European Parliament. Full results will not be known for several weeks.

FRANCE



Population: 57.4m
Seats: 87

Results (Turnout 53.5%; 1989, 48.7%)

Party*	Parliament group	% vote '94	'89	'94	'89
UDF/RPR	EPP/LDR	25.5	28.9	23	25
PS	PS	14.5	23.6	16	22
AN	NA**	12.3	-	13	-
RE	NA**	12.0	-	13	-
FN	ER	10.5	11.7	10	10
PCF	LU	6.9	7.7	5	7
Greens	Greens	2.9	0.6	0	0
Centre	EPP/LDR	-	9.4	-	7

Source: Ministry of Interior estimates
*Abbreviations: AN=Other Europe group; Centre=Centre party - Vot list of UDF; FN=Front National; PCF=Communists; PS=Socialists; RE=Radical Energy group; UDF/RPR=Giscardian list of conservatives and Rally for the Republic
** Expected to join the PES grouping; for group abbreviations: see bottom front page this section

■ **Electoral system:**
Proportional from national lists
Compulsory voting: No

MEPs

■ **UDF-RPR Union**
Dominique Baudis, Hélène Carrère d'Encausse, Yves Gauland, Christian Jacob, Jean-Pierre Raffarin, Arnette Guinebertière, Nicola Fontaine, Alain Pompidou, Yves Verwaerde, Marie-Thérèse Hermange, Jean-Louis Bourlanges, Jacques Donny, Françoise Grosstête, Blaise Aldo, Robert Hersant, Anne-Marie Schaffner, Francis Decourrière, Christian Cabrol, Bernard Stasi, Jean-Claude Pasty, André Sculier, Jean-Pierre Bazin, Pierre Bernard-Raymond, Raymond Chesal, Georges de Brémont d'Ars, Jean Baggioni, Jean-Pierre Bébéar, Gérard d'Aboville.

■ **PS**
Michel Rocard, Catherine Trautmann, Bernard Kouchner, Danièle Carras, André Laignel, Nicole Pary, Jack Lang, Frédérique Bredin, Pierre Moscovici, Elisabeth Guigou, Jean-Pierre Cot, Pervenche Beres, Françoise Bernardini, Michèle Lindberg, Gérard Caudron

■ **AN (Other Europe)**
Philippe de Villiers, James Goldsmith, Charles de Gaulle, Thierry Jean-Pierre, Philippe Martin,

Françoise Sellier, Georges Bertho, Hervé Fabre-Aubrasoy, Dominique Souquet, Anne-Christine Poisson, Frédéric Stiby, Edouard Des Places, Mari-France de Rose

■ **National Front (Aidez La France!)**
Jean-Marie Le Pen, Bruno Mégret, Bruno Gollnisch, Jean-Claude Martinez, Carl Lang, Marie-France Stirbois, Bernard Antony, Yvan Blot, Jean-Marie Le Chevalier, Bernard Le Chevalier, Jean-Yves Le Gallo.

■ **RE (Tapié)**
Bernard Tapie, Jean-François Hory, Catherine Lalumière, Christine Taubira-Delaron, Noël Mamère, Michel Cary, Admiré Sainjon, Bernard Castagnède, Odile Vermer, Pierre Pradier, Christine Barthelet-Mayer, Dominique Saint-Pierre, Antonette Fouque

■ **PCF**
Francis Wurtz, Sylvaine Anardi, Philippe Herzig, Gisèle Morcau, René Piquet, Mireille Elmalian, Aline Paillet

Based on preliminary results issued by the European Parliament. Full results will not be known for several weeks

GERMANY



Population: 80.6m
Seats: 99

Results (Turnout 58.0%; 1989, 62.3%)

Party*	Parliament group	% vote '94	'89	'94	'89
SPD	PS	32.7	37.3	40	31
CDU	EPP	32.0	29.5	39	25
Greens	Greens	10.1	6.4	12	8
CSU	EPP	6.9	2.2	8	7
FDP	LDR	4.1	5.6	0	4
Rep	NA	3.8	7.1	0	5

Source: Chief electoral officer

*Abbreviations: SPD=Social Democrats; CDU=Christian Democratic Union; CSU=Christian Social Union; FDP=Free Democrats; Rep=Republicans

Parliamentary group abbreviations: see bottom front page this section

■ **Electoral system:**
Proportional from regional lists
Compulsory voting: No

MEPs

■ **SPD**
Klaus Hänsch, Magdalene Hoff, Gerhard Schmid, Erika Mann, Wilfried Kuokelkorn, Heineke Salisch, Willi Görnich, Constanze Krenn, Willi Rothley, Dagmar Roth-Behrendt, Mechthild Rothe, Wilhelm Piecyk, Liszy Gröbner, Norbert Glante, Günter Lüttge, Christa Randzio-Plath, Ulrich Stockmann, Gerhard Botz, Peter Helwin, Karin Jöns, Heinz Kindermann, Bernhard Rapkay, Karin Junker, Rolf Linkohr, Barbara Weiler, Holmut Kühne, Jannis Sakellariou, Bernd Lange, Ralf Walter, Barbara Schimdbauer, Martin Schulz, Detlev Samland, Rosemarie Wemheuer, Evelyn Gebhardt, Jutta Haug, Maria Zimmerman, Annemarie Kuhn, Axel Schäfer, Klaus Rehder, Christof Tannert

■ **CDU-CSU**
Reiner Böge, Georg Jarzembowski,

Hans-Gert Pöttering, Godolove Quisthoudt-Rowohl, Karsten Heppensdorf, Brigitte Langenhagen, Hedwig Keppelhoff-Wiechert, Günter Rinsche, Elmar Brox, Karl-Heinz Florenz, Marlene Lenz, Hans-Peter Liese, Kurt Malenke, Klaus-Heiner Lehne, Christoph Konrad, Peter-Michael Mombaur, Hartmut Nassauer, Marliese Meckel-Urbahn, Thomas Mann, Werner Josef Langen, Otto Bardong, Christa Barbara Kiese, Siegfried Aber, Gernot Theate, Karl von Wogau, Honor Funk, Winfried Josef Menrad, Konrad Karl Schwesinger, Renate Hanisch, Gernot Pask, Peter Kittlmann, Anne-Karin Glase, Alfred Gornika, Jürgen Schröder, Lutz Goppel, Stanislaw Tillich, Kurt Dewald, Horst Schnellhardt, Rolf Berend, Dieter-Labrecht Koch

■ **FDP**
Uta Wulfel, Mechthild von Alemann,

Munfred Vaher, Stefanie Wolf, Klaus Wuttig, Georgios Chatzimakakis, Annette Sievers, Uta Georg, Karl Patsch, Martin Holzhausen, Gisela Zaidler, Wilfried Hofmann

■ **Green**
Claudia Roth, Wolfgang Ulmann, Hiltraud Breyer, Fredrich Otto Wolf, Elisabeth Schroeder, Friedrich-Wilhelm Graf zu Baringdorf, Ungene Broch von Slottwitz, Daniel Marc Cohn-Bendit, Wolfgang Kreissl-Dörfler, Irene Schwedel-Schäfer, Wilfried Teikämper, Edith Müller

■ **CSU**
Ingo Friedrich, Ursula Schiederhor, Otto Habsburg-Lothringen, Günther Mars, Xaver Mayer, Markus Ferber, Roger Schiedermeier, Bernd Postel

Based on preliminary results issued by the European Parliament. Full results will not be known for several weeks

GREECE



Population: 10.3m
Seats: 25

Results* (Turnout 71.9%; 1989, 79.9%)

Party*	Parliament group	% vote	'94	'89	'94	'89
Pasok	PES	37.8	36.0	10	9	
ND	EPP	32.7	40.4	9	10	
Left	LI	12.5	14.3	4	4	
Diana	SDA	2.8	1.1	0	1	
Others	NA	9.7	-	2	-	

Source: European Parliament

*Abbreviations: Left=SYN and KKE;
ND=New Democracy;
Pasok=Panhellenic Socialist Movement

Parliamentary group abbreviations: see bottom front page this section

■ **Electoral system:**
Proportional from national lists
Compulsory voting: Yes

MEPs

- **Pasok**
Dimitris Tsatsos, Christos Papoutalis, Paraskevas Avgerinos, Constantinos Kironomos, Yannis Roubatis, Angela Kokkolia, Stelios Panagopoulos, Giorgos Katiforis, Nikos Papakyzias, Irene Lambraki
- **New Democracy**
Euthymios Christodoulou, Antonios Trakatelios, Nana Mouskouri, Stelios Argyma, Giorgios Dimitracopoulos, Pavlos Sarlis, Takis Lambrias, Giorgios Anastasopoulos
- **Political Spring**
Katerina Daskalakis, Nikitas Karlamania, Dimitris Kurkulis
- **Left Alliance**
Alexandros Alavanos, Michalis Papayiannakis
- **Greek Communist Party (KKE)**
Vassilis Efraimides, Yannis Theonas

IRELAND



Population: 3.6m
Seats: 15

Results (Turnout 37%; 1989, 66.3%)

Party*	Parliament group	% vote	'94	'89	'94	'89
FF	EDA	91.5	7	6		
FG	EPP	21.3	4	4		
Greens	Greens	-	2	-		
Labour	PES	9.5	1	1		
PD	LDR	12.0	1	1		
DL	NA	7.5	0	1		
Ind.	RSW	3.3	0	1		
IL	LDR	3.5	-	1		

Source: State radio and television estimates

*Abbreviations: DL=Democratic Left; FG=Fine Gael; FF=Fianna Fail; IL=Independent Liberal; Ind=Independent; PD=Progressive Democrats


Parliamentary group abbreviations: see bottom front page this section

■ **Electoral system:**
Proportional with single transferable vote
Compulsory voting: No

MEPs

- **Dublin**
Niall Andrews, Fianna Fail;
Mary Banotti, Fine Gael;
Bernie Malone, Labour;
Patricia McKenna, Green Party
- **Leinster**
Jack Fitzsimmons, Fianna Fail;
Nuala Ahern, Green;
Liam Hyland, Fianna Fail;
Alan Gillis, Fine Gael;
*Subject to a recount
- **Munster**
Gerry Collins, Fianna Fail;
Brian Crowley, Fianna Fail;
John Cushmanan, Fine Gael;
Des O'Malley, Progressive Democrats
- **Connacht/Ulster**
Pat the Cope Gallagher, Fianna Fail;
Mark Killilea, Fianna Fail;
Joe McCartin, Fine Gael

Based on preliminary results issued by the European Parliament. Full results will not be known for several weeks.



Population: 57.0m
Seats: 87

Results (Turnout 74.8%; 1989, 81.0%)

Party*	Parliament group	% vote			Seats	
		'94	'89	'94	'89	
PSI	PES	1.8	14.3	2	12	
PSDI	PES	0.7	2.7	1	2	
PPI	EPP	10.0	32.9	8	28	
Greens	Greens	3.2	8.7	3	7	
SVP	EPP	0.8	0.5	1	1	
PDS**	PES	19.1	27.6	16	22	
RC	NA	6.1	-	5	-	
LF	REW	0.4	0.6	0	1	
AN	NA	12.5	5.5	11	4	
PR	NA	2.1	-	2	-	
Rete	NA	1.1	-	1	-	
Segni	NA	3.2	-	3	-	
FI	NA	30.6	-	27	-	
PRJ	LDR	0.7	-	1	-	
LN	NA	6.8	1.8	6	2	

Source: Ministry of Interior
*Abbreviations: DC=Christian Democrats; LN=Northern League; MSI=Italian Social Movement; PDS=Party of the Democratic Left - formerly Communists; Pois=Liberals, Radicals and Republicans; PSDI=Social Democrat party; PSI=Socialists RC=Reformed Communists
** 1989 results included the RC
Parliamentary group abbreviations: see bottom front page this section
■ Electoral system:
Proportional from regional lists
Compulsory voting: No

ITALY



Population: 0.4m
Seats: 6

Results (Turnout 90.0%; 1989, 87.4%)

Party*	Parliament group	% vote			Seats	
		'94	'89	'94	'89	
CSV	EPP	31.4	34.9	2	3	
LSAP	PES	24.8	25.4	2	2	
DR	LDR	18.8	20.0	1	1	
Greens	Greens	13.8	-	1	-	

Source: AFP estimates at 02.00 GMT yesterday

*Abbreviations: CSV=Christian Social People's party; DP=Democratic party; LSAP=Socialist Workers' party

Parliamentary group abbreviations: see bottom front page this section

■ Electoral system:

Proportional from national lists
Compulsory voting: Yes

MEPs


■ LSAP
Jacques Poos, Mady Delvaux-Stehres

■ DP
Lydie Wuth Polfer

■ CSV
Jean-Claude Juncker, Jacques Santer

■ Greens
Jup Weber

NETHERLANDS



Population: 15.2m
Seats: 31

Results (Turnout 35.6%; 1989, 47.2%)

Party*	Parliament group	% vote '94	'89	Seats '94	'89
CDA	CPP	30.8	34.6	10	10
PVDA	PES	22.9	30.7	6	8
VVD	LDR	17.8	13.6	6	3
068	LDR	11.7	5.9	4	1
SGP	NA	7.8	5.9	2	1
Greens	Greens	3.7	7.0	1	2

Source: European Parliament

*Abbreviations: CDA=Christian Democrats; PVDA=Labour party; SGP=Staatkundig Gereformeerde; VVD=Freedom and Democracy party

Parliamentary group abbreviations: see bottom front page this section

■ Electoral system:
Proportional from national lists
Compulsory voting: No

MEPs

- Labour
H d'Arcona, Frits Gasthooft, P Dankert, L van Bladel, W van Velzen, M van Putten, J Weersma, A Maron
- Christian Democrats
J R H Maj-Weggen, W G van Volzen, P A M Cornelissen, J Sonneveld, M G H M Oomen-Ruijten, K H M Reijs, J L Janssen van Raay, A M Costlander, B Pronk, P L M Pox
- VVD
G M de Vries, J G D Wiebenga, J E S Larive, J Mulder, F A Wijsenboek, P C Plooi-va Corse
- Green links
Nel van Dijk
- D '66
Jan-Willem Bertens, Laurens Jan Brinkhorst, Doeke Eisma, Johanna Boogerd-Quaak

PORTUGAL



Population: 9.9m
Seats: 25

Results (Turnout 35.7%; 1989, 51.2%)

Party*	Parliament group	% vote '94	'89	Seats '94	'89
PS	PES	34.7	28.5	10	8
PSD	LDR/EPP	34.3	32.7	9	9
CDS	EDA	12.4	14.1	3	3
CDU	LU	11.2	14.4	3	4

Source: Ministry of Interior estimates

*Abbreviations: CDS=Socialist Centre; CDU=United Democratic Alliance; PS=Socialist party; PSD=Social Democratic party


Parliamentary group abbreviations: see bottom front page this section

■ Electoral system:
Proportional from national lists
Compulsory voting: No

MEPs

- Socialist party
António Vitorino, João Soares, Luis Marinho, José Manuel Torres Couto, José Barros Moura, Carlos Lage, António Campos, Helena Torres Marques, José Apolinário
- Social Democratic Party
Eurico de Melo, António Capucho, Afonso Cunha, Francisco Lucas Pires, Carlos Pimenta, Manuel Porto, Helena Vaz da Silva, Carlos da Costa Neves, Jorge Ferraz de Mendonça
- Centre Social Democrat-Popular Party
Manuel Monteiro, Raúl Rosado Fernandes, José Girão Pereira
- Unitary Democratic Coalition
Luis Sá, Joaquim Miranda, Sérgio Ribeiro

SPAIN



Population: 39.1m
Seats: 64

Results (Turnout: 59.6%: 1989: 54.8%)

Party*	Parliament group	'94	'89	'94	'89
PP	PPP	40.2	21.7	28	18
PSOE	PSC	30.6	40.2	22	27
IU	NU	13.4	6.2	9	4
CIU	EPP/LDR	4.6	4.3	3	2
CN	EPP/BBW	2.8	1.9	2	1
PEP	RBV	1.2	1.5	0	1
CDS	LDR	0.9	7.2	0	5
HU	NA	0.8	1.7	0	1
IP	Greens	-	1.9	-	1
Capa	BBW	0.7	1.9	0	1
Mateos	NA	0.4	3.5	0	2

Source: Ministry of Interior

*Abbreviations: Capa=Andalusian; CDS=Democrat and Social Centre; HD=Herri Batasuna; CIU=Convergence and Union; CN=Nationalist Coalition; IU=Regional Left party; IU=United Left; Mateos=Supporters of Ruiz Mateos; PEP=European People's Coalition; PP=Popular Party; PSOE=Socialist Workers' party.

Parliamentary group abbreviations: see bottom front page this section

Electoral system:

Proportional from national lists

Compulsory voting: No

UK



Population: 58.0m
Seats: 67

Results (Turnout: 36.4%: 1993: 38.2%)

Party*	Parliament group	'94	'89	'94	'89
Lab	PES	44.2	40.1	62	45
Con	PPP	27.8	34.1	18	32
LD	LDR	16.7	-	2	-
SNP	BBW	3.2	2.7	2	1
SDLP	PES	-	0.3	1	1
ODP	EPP	-	0.6	1	1
DUP	NA	-	1.0	1	1

Source: BBC

*Abbreviations: Con=Conservatives; DUP=Democratic Unionist; Lab=Labour; LD=Liberal Democrats; ODP=Official Democrat; SDLP=Social Democrat and Labour party; SNP=Scottish Nationalist party.

Parliamentary group abbreviations: see bottom front page this section

Electoral system:

First-past-the-post in GB; single transferable vote in N. Ireland

Compulsory voting: No

MEPs

PSOE

Fernando Moran Lopez, Francisco Sauquillo Perez del Arco, Enrique Baron Crespo, Ludovina Garcia Ana, Jose Verde i Algor, Ana Clara Maria Miranda de Lage, Pedro Aparicio Sanchez, Jose Maria Meriduce Perera, Manuel Medina Ortega, Maria Izquierdo Rojo, Josop Enrique Pons Grau, Joan Colom i Naval, Juan Luis Collino Salamanca, Camion Diez de Rivera Izaza, Juan de Dios Izquierdo Colado, Jesus Cabezon Alonso, Barbara Duhrop Duhrop, Antonio Gonzalez Triviño, Francisco Javier Sanz Fernandez, Mariuela de Frutos Gema, Fernando Perez Royo, Ana Torton i Gusi

CIU

Carlos Alfredo Gasoliba i Bohm, Concepcion Ferrer i Casals, Joan Maria Valle i Rivera

PP

Abel Mateos Juan, Celia Villalobos Tsiere, Mercedes de la Merced Monge, Jose Maria Gil-Robles Gil-Deigado, Miguel Arbas Cofete, Maria Teresa Estevan Borea, Jose Manuel Garcia-Margallo Marfil, Maria Carmen Fraga Estevoz, Luis Campoy Zueco, Ana Isabel Palacio

Valleiersundi, Carlos Roberto Picouer, Juan Manuel Fabra Valls, Gerardo Fernandez Albor, Fernando Fernandez Martin, Jaime Valdivieso de Cua, Encarnacion Pedrono Jimenez, Inigo Mendez de Vigo, Javier Arellano Toledo, Joaquin Siso Cruellas, Laura Elena Esteban Martin, Daniel Luis Varela Suanzes-Carpegna, Jose Gerardo Galeote Queceda, Jose Ignacio Salasrancha Sanchez-Neyra, Jose Antonio Escudero Lopez, Francisco Bannasar Tous, Jose Luis Valverde Lopez, Salvador Garriga Pinedo, Julio Andoveras Trias de Bes

IU

Alonso Puerta Gutierrez, Antoni Gutierrez Diaz, Laura Gonzalez Alvarez, Maria Sornosa Martinez, Maria Jesus Aramburu del Rio, Salvador Jose Peras, Carlos Carrero Gonzalez, Angela del Carmen Sierra Gonzalez, Pedro Marsot Campos

CN

Josu Jon Imaz San Miguel, Isidoro Sanchez Garcia

Based on preliminary results issued by the European Parliament. Full results will not be known for several weeks.

MEPs

Bedfordshire & Milton Keynes

Eryl McNally (Lab)
Birmingham East
Ms Christine Crawley (Lab)
Birmingham West
John Tomlinson (Lab Co-op)
Bristol
Ian White (Lab)
Buckinghamshire & Oxfordshire East
James Elles (C)
Cambridgeshire
Robert Sturdy (C)
Cheshire East
Brian Simpson (Lab)
Cheshire West & Wirral
Lyndon Harrison (Lab)
Cleveland & Richmond
Dave Bowe (Lab)
Cornwall & Plymouth West
Robin Teverson (LD)
Cotswolds
Lora Plumb (C)
Coventry & Warwickshire North
Ms Christine Oddy (Lab)
Cumbria & Lancashire North
Tony Cunningham (Lab)
Devon & Plymouth East
Giles Chichester (C)
Dorset & Devon East
Bryan Cassidy (C)
Durham
Stephen Hughes (Lab)
Essex North & Suffolk South
Miss Anne McIntosh (C)
Essex South
Richard Howitt (Lab)
Essex West & Hertfordshire East
Hugh Ken (Lab)
Glasgow
Bill Miller (Lab)
Greater Manchester Central
Edward Newman (Lab)
Greater Manchester East
Glyn Ford (Lab)
Greater Manchester West
Gary Tiley (Lab)
Hampshire North & Oxford
Graham Mather (C)
Herefordshire & Shropshire
David Hallam (Lab)
Hertfordshire
Dr Peter Truscott (Lab)
Highlands & Islands
Dr Winnie Ewing (SNP)
Humberside
Peter Crompton (Lab)
Itchen Test & Avon
Edward Kelett-Bowman (C)

Kent East

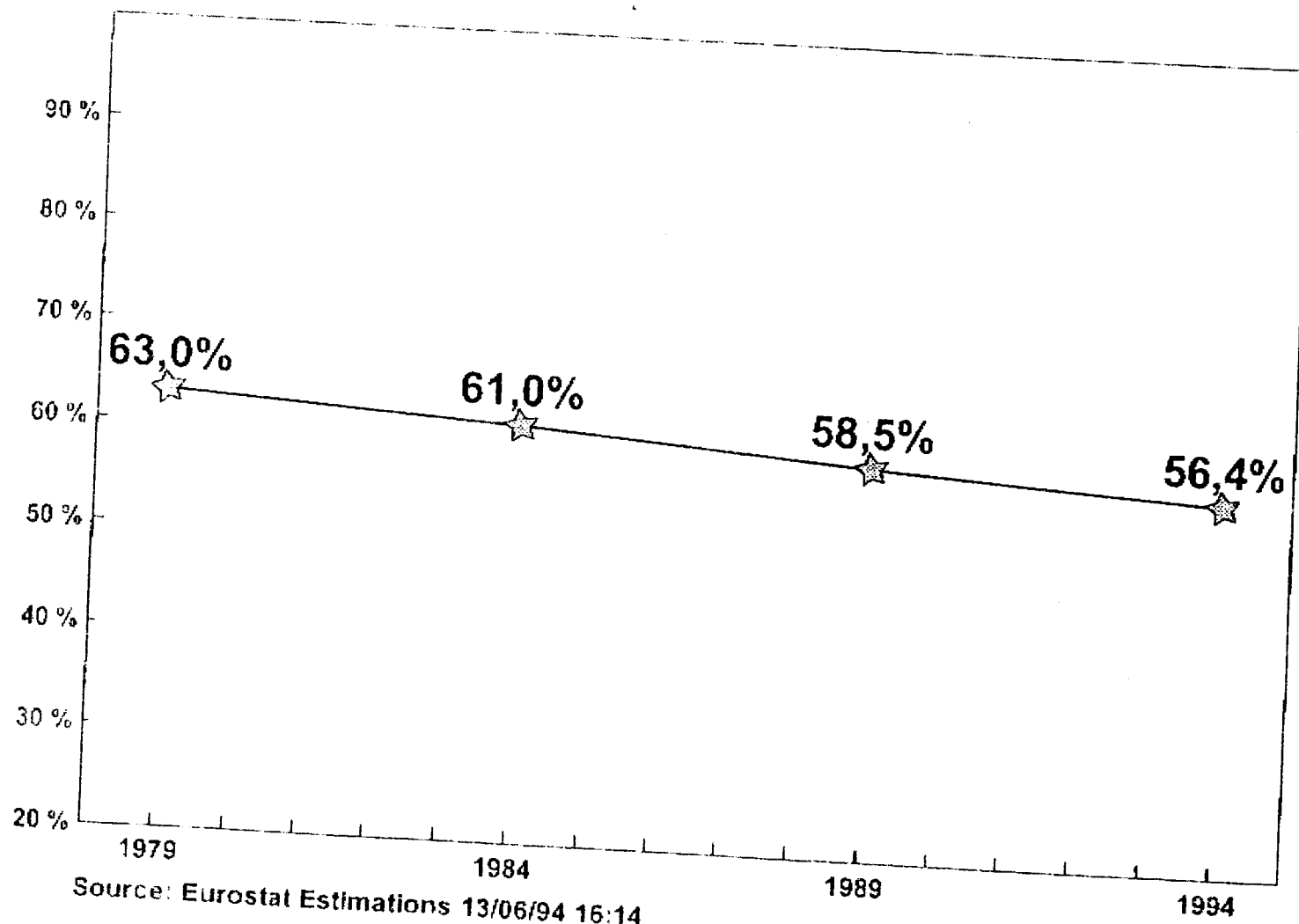
Mark Watts (Lab)
Kent West
Peter Skinner (Lab)
Lancashire Central
Mark Hendrick (Lab Co-op)
Lancashire South
Michael Hindley (Lab)
Leeds
Michael McGowan (Lab)
Leicester
Ms Sue Waddington (Lab)
Lincolnshire & Humberside South
Mrs Veronica Hardstaff (Lab)
London Central
Stan Newens (Lab Co-op)
London East
Ms Carole Tongue (Lab)
London North East
Aif Lomas (Lab)
London North West
Robert Evans (Lab)
London North
Mrs Pauline Green (Lab Co-op)
London South & Surrey East
James Moorhouse (C)
London South East
Shaun Spiers (Lab Co-op)
London South Inner
Richard Baife (Lab Co-op)
London South West
Ms Anita Pollack (Lab)
London West
Michael Elliot (Lab)
Lothians
David Martin (Lab)
Merseyside East & Wigan
Terence Wynn (Lab)
Merseyside West
Ken Stewart (Lab)
Midlands West
Simon Murphy (Lab)
Norfolk
Clive Needie (Lab)
Northamptonshire & Blisby
Mrs Angela Billingham (Lab)
Northern Ireland
The Rev Ian Paisley (DUP)
John Hume (SDLP)
James Nicholson (UUUP)
Northumbria
Dr Gordon Adam (Lab)
Nottingham & Leicestershire North West
Ms Mel Read (Lab)
Nottinghamshire North & Chesterfield
Ken Coates (Lab)

Peak District

Ms Ailona McCarthy (Lab)
Scotland Mid & Fife
Alex Falconer (Lab)
Scotland North East
Dr Allan Macartney (SNP)
Scotland South
Alex Smith (Lab)
Sheffield
Roger Barton (Lab)
Somerset & Devon North
Graham Watson (LD)
South Downs West
James Provan (C)
South Wales Central
Wayne David (Lab)
South Wales East
Mrs Glonya Kinloch (Lab)
South Wales West
David Morris (Lab)
Staffordshire East & Derby
Phillip Whitehead (Lab)
Staffordshire West & Congleton
Michael Tappin (Lab)
Strathclyde East
Kenneth Collins (Lab)
Strathclyde West
Hugh McMahon (Lab)
Suffolk & Norfolk South West
David Thomas (Lab)
Surrey
Tom Spencer (C)
Sussex East & Kent South
Sir Jack Stewart-Clary (C)
Sussex South & Crawley
Brendan Conolly (C)
Thames Valley
John Stevens (C)
Tyne & Wear
Alan Donnelly (Lab)
Wales Mid & West
Ms Eluned Morgan (Lab)
Wales North
Joe Wilson (Lab)
Wight & Hampshire
South Roy Perry (C)
Wiltshire North & Bath
Dr Caroline Jackson (C)
Worcestershire & Warwickshire South
John Come (C)
Yorkshire North
Edward McMillan-Scott (C)
Yorkshire South West
Tom Megahy (Lab)
Yorkshire South
Norman West (Lab)
Yorkshire West
Dr Barry Seal (Lab)

ELECTIONS AU PARLEMENT EUROPEEN EVOLUTION DU TAUX DE PARTICIPATION

EUR12



Source: Eurostat Estimations 13/06/94 16:14



ELECTIONS AU PARLEMENT EUROPEEN



EVOLUTION DU TAUX DE PARTICIPATION PAR ETAT MEMBRE

(en %)

Source: Eurostat Estimations

Date: 13/06/94 16:14

	B	DK	D	GR (1)	E (2)	F	IRL	I	L	NL	P (2)	UK	EUR12
1979	91,6	47,1	65,7	78,6		60,7	63,6	85,5	88,9	57,8		31,6	63,0
1984	92,2	52,3	56,8	77,2	68,9	56,7	47,6	83,9	87,0	50,5	72,2	32,6	61,0
1989	90,7	46,1	62,4	79,9	54,8	48,7	68,3	81,5	87,4	47,2	51,1	36,2	58,5
1994	90,7	52,5	58,0	71,1	59,6	53,5	37,0	74,8	90,0	35,6	35,7	36,2	56,4

(1) 1981 au lieu de 1979

(2) 1987 au lieu de 1984

	Sources	Date	Heure		Sources	Date	Heure
B	Ministere Int. Def	13/06/94	12:00	IRL	RTE Estimation	12/06/94	24:00
DK	Ministere Int. Def	13/06/94	14:15	I	RAF Min. Interieur definit	13/06/94	12:05
D	Bundeswahlleiter Def.	13/06/94	11:00	L	AFP / Estimation	13/06/94	04:00
GR	REUTER REP. DEF.	13/06/94	12:40	NL	ANP - Definitif	12/06/94	22:01
E	Ministere Int. Definitif	13/06/94	09:00	P	Provisoire Min. Adm.Int.	13/06/94	12:00
F	Ministere Int. Provisoire	13/06/94	14:00	UK	BBC Def sauf IRL Nord	13/06/94	15:00

710001074707 -0070007 7 70