



# Zoology

## E-CATALOGUE

Jointly offered for sale by:

ANTIQUARIAAT  
**FORUM**



**ASHER Rare Books**  
*Since 1830*

Extensive descriptions and images available on request

All offers are without engagement and subject to prior sale.

All items in this list are complete and in good condition unless stated otherwise.

Any item not agreeing with the description may be returned within one week after receipt.

Prices are EURO (€). Postage and insurance are not included. VAT is charged at the standard rate to all EU customers. EU customers: please quote your VAT number when placing orders. Preferred mode of payment: in advance, wire transfer or bankcheck. Arrangements can be made for MasterCard and VisaCard.

Ownership of goods does not pass to the purchaser until the price has been paid in full.

General conditions of sale are those laid down in the ILAB Code of Usages and Customs, which can be viewed at: <<http://www.ilab.org/eng/ilab/code.html>>

New customers are requested to provide references when ordering.

Orders can be sent to either firm.

### **Antiquariaat FORUM BV**

Tuurdijk 16

3997 MS 't Goy

The Netherlands

Phone: +31 (0)30 6011955

Fax: +31 (0)30 6011813

E-mail: [info@forumrarebooks.com](mailto:info@forumrarebooks.com)

Web: [www.forumrarebooks.com](http://www.forumrarebooks.com)

[www.forumislamicworld.com](http://www.forumislamicworld.com)



### **ASHER Rare Books**

Tuurdijk 16

3997 MS 't Goy


The Netherlands

Phone: +31 (0)30 6011955

Fax: +31 (0)30 6011813

E-mail: [info@asherbooks.com](mailto:info@asherbooks.com)

Web: [www.asherbooks.com](http://www.asherbooks.com)



<i>Globiceps capitata</i> LeP. et Serv. ....	Page 282.	6. <i>Salyavata variegata</i> ? .....	Page 330.
<i>Macrocephalus crassimanus</i> Fabr. ....	292	7. <i>Spiniger eburneus</i> LeP. et Serv. ....	333.
<i>Eurycera nigricornis</i> Lap. ....	296	8. <i>Plagiaster M. album</i> ? .....	362
<i>Maotys fuscus</i> Gray. ....	319.	9. <i>Yolaus sufflatus</i> ? .....	338.
<i>Pristhemarma bipunctata</i> ? .....	333.	10. <i>Eulges amara</i> Guér. ....	339.

## Comprehensive monograph on Hemiptera, with 12 hand-coloured plates

**1. AMYOT, Charles Jean Baptiste and Jean Guillaume AUDINET SERVILLE.**  
Histoire naturelle des insectes. Hémiptères.

Paris, Roret (back of half-title: printed by Fain & Thunot), 1843. Large 8° (22 × 15 cm).  
With 12 hand-coloured engraved plates. Contemporary black half sheepskin, gold-tooled  
spine. € 450

First and only edition of a comprehensive monograph on Hemiptera, the most important publication of the French lawyer and entomologist Charles Jean Baptiste Amyot (1799–1866). Upon the death of his father, Amyot went to live with his neighbour, the entomologist Jean Guillaume Audinet-Serville, who stimulated him to do research in the neglected order of insects Hemiptera. They became lifelong friends and research partners. It was published as parts of the *Suites à Buffon*, a long series of monographs on natural history edited by Nicolas Roret.

With the armorial bookplate of the French entomologist Ernest Olivier (1844–1914). Some scattered foxing, but otherwise in very good condition.

LXXVI, 675, [1], 6 pp. *BMC NH*, p. 41; *Horn & Schenkling 20186* (listed under Serville); *Nissen, ZBI 107*. [More on our website](#)



Saxifraga porophylla

## *Essays on Italian plants and zoophytes*

**2. BERTOLONI, Antonio.** Amoenitates Italicae sistentes opuscula ad rem herbariam et zoologiam Italiae spectantia.

Bologna, Annesio Nobili, 1819. 4°. With 6 engraved plates. Contemporary blue paper wrappers. € 1000

First edition of an extensive work on Italian plants by the Italian botanist and physician Antonio Bertoloni (1775–1869), professor of botany at Bologna. It included nine essays, some not previously published, each dealing mostly with a specific type of plant, or plants that can be found in a specific region, for example, Genoa and Ravenna. Each essay lists many species of plants, with brief taxonomic descriptions and often mentioning where the plants can be found. Two of the essays are devoted to zoophytes (animals that resemble plants) in the waters of Luni. Included at the end are an index and six engraved plates.

Some minor foxing. Paper wrappers worn, damaged at the spine. Otherwise in good condition, wholly untrimmed and with all bolts unopened.

[6], 472 pp. *Stafleu & Cowan* 486. [More on our website](#)

*Encyclopaedic descriptions of whales & dolphins, amphibians & reptiles and snakes,  
with 81 engraved plates*


3. **BONNATERRE, Pierre Joseph.** Tableau encyclopédique et méthodique des trois règnes de la nature, ... Cétologie, Erpétologie [et] Ophiologie.


Paris, Panckoucke, 1789[–1790]. Large 4° (29 × 22.5 cm). The first part (whaling) with 12 engraved plates (including 2 double-page), the second part (amphibians & reptiles) with 26 engraved plates and the third part (snakes) with 43 engraved plates (including 4 double page). Contemporary half calf, gold-tooled spine. € 800

Three separately published parts from a well illustrated natural encyclopaedia, covering whales and dolphins, amphibians and reptiles and snakes. The illustrated encyclopaedia compiled by the French abbot and naturalist Pierre Joseph Bonnaterre (1752–1804) was published in instalments from 1788 onwards, with parts on mammals, birds, fish, insects, reptiles, plants, etc. Regarding the part on whales Allen says: “Bonnaterre’s memoir, although essentially a compilation, became at once the authority on the subject, ... With one exception (*Physeter macrocephalus*) the figures of the animals are all copies from those of previous authors, notably Sibbald, Anderson and Hunter. The memoir, however, may be taken as the best presentation of the general subject up to that date, and is especially important for the considerable number of new names introduced”.

Waterstain at the head of the plates, some spots to the first title-page and the hinges partly cracked; a good copy, complete with all plates.

XLI, [1 blank], 28; XXVIII, 70, [2]; XLIV, 76 pp. *Nissen, ZBI 4621; for the part on whales: Allen 407.* [More on our website](#)





## *The Great Barrier reef*

4. [BRITISH MUSEUM—NATURAL HISTORY]. Great Barrier Reef Expedition 1928–29. Scientific Reports. London, British Museum, 1930–1939. Volumes 1–6/2 (54 parts). 4°. With ca. 200 plates. Original cloth and wrappers. € 1500

A complete set, through volume 6/2, of these important expedition reports. Contents:

Vol.1: Preliminary Account of the Expedition and Physiological Researches “The Leader’s Party” (nos. 1–13);

Vol.2: Plankton and Hydrographical Researches “The Boat Party” (nos. 1–8);

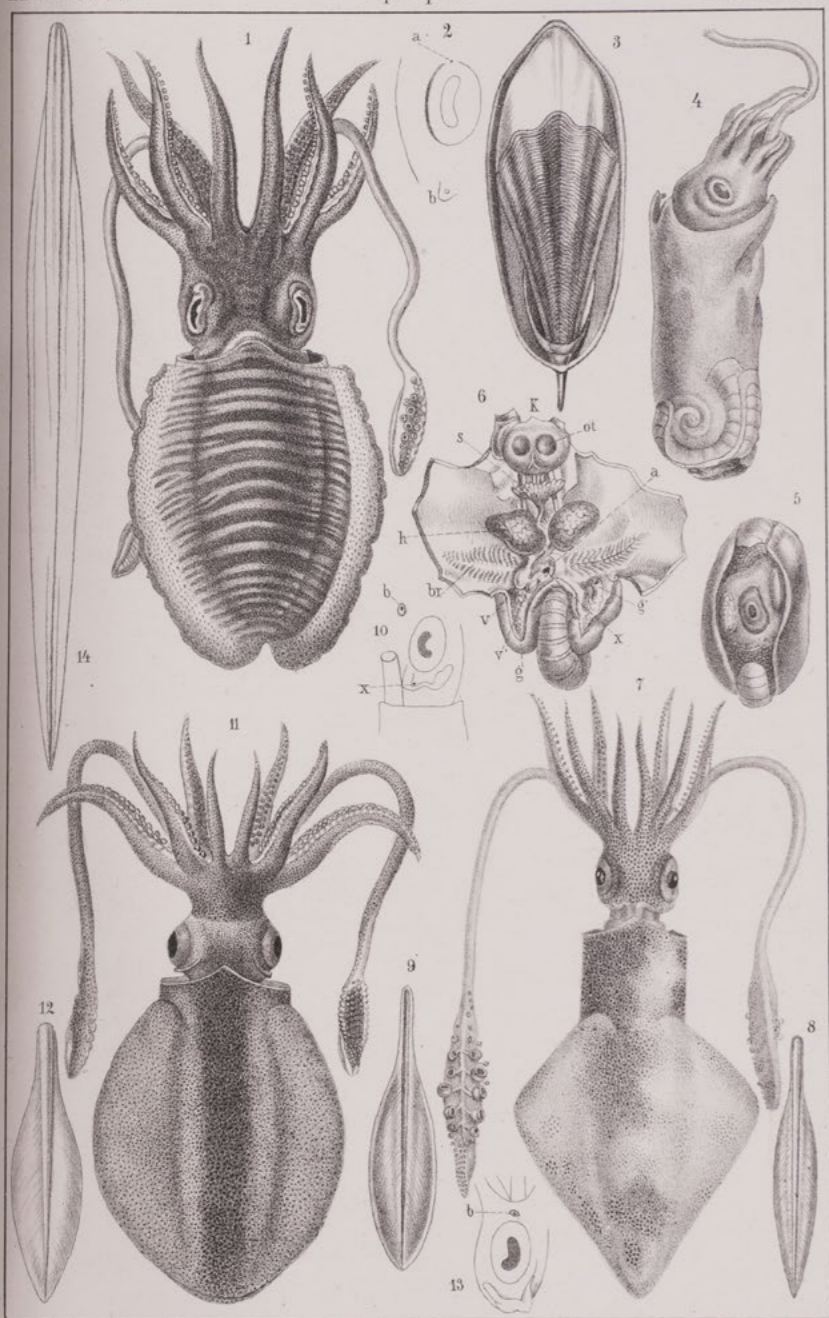
Vol.3: Ecological Researches “The Reef Party” (nos. 1–10);

Vol.4: Reports on Systematic Zoology and Botany (nos. 1–15);

Vol.5 & 6: Reports on Systematic Zoology (continuation).

A fine set in original half cloth and original printed wrappers.

[!\[\]\(d5d7044e5caf6907399af2dced8d6ff8\_img.jpg\) More on our website](#)



## *Voluminous study on Mollusca with 136 plates*

5. **BRONN, Heinrich Georg and Wilhelm KEFERSTEIN.** Die Klassen und Ordnungen der Weichthiere (Malacozoa), wissenschaftlich dargestellt in Wort und Bild.

Leipzig & Heidelberg, Winter, 1862–1866. 2 volumes. Large 8° (24.5 × 17 cm). With 136 lithographed plates and 136 wood engraved illustrations in text. Contemporary brown half sheepskin, gold-tooled spines. € 400

First edition of a study on Mollusca by Heinrich Georg Bronn (1800–1862), who died shortly after the publication of volume 1, so volume 2 was finished by Wilhelm Keferstein. While often found in 3 volumes, it is here bound in 2 and complete. It was issued as the voluminous third part in Bronn's *Die Klassen un Ordnungen des Thierreichs*. Bronn speculated on evolutionary ideas before Darwin and translated *On the origin of species* into German.

Two leaves detached and spines rubbed; a good copy.

1500 pp. *BMC NH*, p. 256; *Nissen*, *ZBI* 591–3. [More on our website](#)

*Complete fourth series (reptiles & amphibians)  
of Buffon's seminal work*

6. [BUFFON, Georges Louis Leclerc and] Bernard Germain Étienne de la Ville-sur-Ilon, comte de LACÉPÈDE. Histoire naturelle des quadrupèdes ovipares et des serpens [= Histoire naturelle, vols. xxxvii–xxxviii].

Dordrecht, A. Blussé and son, 1799. 2 volumes. 4°. With 63 engraved plates. 19th-century uniform half calf, gold-tooled spines. € 2500

The reptile and amphibian section of Buffon's monumental work on the general and particular natural history. Many species (frogs, snakes, lizards, salamanders, turtles, etc.) are depicted in their natural habitat. The work is here in the new edition published at Amsterdam and Dordrecht, the only quarto edition to rival the original French Imprimerie Royale edition. The last 2 leaves in vol. 1 give a list of the plates for both volumes.

Georges Louis Leclerc (1707–1788) — in 1717 his father became Comte de Buffon and Louis xv later made Georges Comte de Buffon — was an inconspicuous student who only showed a special talent for mathematics. Initially he combined a career in finance with one in science, translating important works by Hales and Newton into French. In 1739 Buffon became director of the Jardin du Roi, later the Jardin des Plantes, and the Histoire naturelle may have originated as a description of the royal collection. It appeared from 1749 to 1804 and eventually comprised 44 volumes. Buffon was assisted among others by the anatomist Louis Daubenton, and the final volumes were completed after his death under the direction of Comte de Lacépède.

From the Stedelijk Gymnasium Bibliotheek, with its stamp on title-pages and a few flyleaves. The present series on reptiles and amphibians had been followed (rather than preceded) by the series on minerals, so that the bindings are numbered 25 and 26. Bindings show some wear and abrasions.

10, 276, [2]; 14, "280" [= 284] pp. Landwehr, Coloured plates 45; Nissen, ZBI 678; Schuh's Bibliography of mineralogy (online ed.), Buffon no. 4. [More on our website](#)





MOLLUSQUES. MOLLUSCA. Linné, 1758.

MALACOZOARIA. Blainville, 1824.

Les mollusques sont des animaux mous, symétriques, surtout pour les organes du mouvement et des sens; sans squelette articulé, sans moelle épinière, revêtus d'une peau plus ou moins épaisse, plus ou moins ample, contractile, dans laquelle ou sur laquelle se développent, le plus souvent, une ou plusieurs parties calcaires ou cornées généralement connues sous le nom de coquilles et qui, par leur consistance, leur solidité ou leurs dimensions proportionnelles variables, offrent à ces animaux, ou au moins à leurs organes essentiels, une protection ou un abri.



Fig. 1. *Ommastrephes sagittata*. Lamarck. Fig. 2. *Pullastra geographica*. Lamarck. Fig. 3. *Nassa coronata*. Lamarck.  
Fig. 4. *Chiton priscus*. Sowerby. Fig. 5. *Aplysia Tongana*. Quoy. Fig. 6. *Doris elegans* Quoy.  
Fig. 7. *Cypræa moneta*. Linné.

Les mollusques forment le second des quatre embranchements établis par Cuvier pour le classement méthodique des animaux : VERTÉBRÉS, MOLLUSQUES, ANNELÉS, RAYONNÉS.

Parmi les mollusques, les uns ont une tête plus ou moins distincte et sont désignés sous le nom de *Céphalés*; les autres, ou *Acéphalés*, n'ont point de tête. Cette différence importante dans l'organisation commande la division de l'embranchement en deux grandes sections ou sous-embranchements.

*Extensively illustrated conchology manual*

7. CHENU, Jean Charles. Manuel de conchyliologie et de paléontologie conchyliologique.

Paris, Victor Masson (back of half-title: printed by Henri Plon), 1859–1862. 2 volumes. Large 8° (26 × 19 cm). With 3707 wood-engraved(?) figures in text in volume 1 (some printed in colour) and 1236 in volume 2. Contemporary green half sheepskin. € 350

First edition of an extensively illustrated conchology manual by the French physician and naturalist Jean Charles Chenu (1808–1879). “Still valuable as a source of excellent figures the ‘Manuel’ must have been an indispensable aid to collectors who could not afford the costlier picture books. In the first volume Chenu introduced in the text a few figures coloured by a process developed by a well-known illustrator of natural history books, M. Rémond” (Dance). With the bookplate of Karl Vetz on paste-down and library/deaccession stamps on title-page. Bindings rubbed, but internally in very good condition.

[4], VII, [1 blank], 508; [2 blank], [6], 327, [1 blank] pp. *BMC NH*, p. 341; *Dance, Hist. of shell collecting*, p. 138; *Nissen, ZBI 878*. [More on our website](#)



*A fine set in the original wrappers*

**8. DISTANT, William Lucas.** A monograph of oriental Cicadidae.

London, printed by West, Newman & co., sold by King & Co., etc., 1889–1892. 7 parts. Large 4° (32 × 25.5 cm). With 15 lithographed plates, showing numerous figures, with the central figure of each plate coloured by hand. Publisher's original light blue printed wrappers. € 1750

First and only edition, in the original instalments, of a monograph on oriental Cicadidae by the British entomologist William Lucas Distant (1845–1922). It was published under the auspices of the Indian Museum, Calcutta. With 15 attractive and detailed lithographed plates by Horace Knight.

A fine set.

144, IX, [5], 145–157, [1] pp. *BMC NH*, p. 298; *Nissen, ZBI 1113*. [More on our website](#)



## *Description of Greenland by the founder of its capital*

**9. EGEDE, Hans Poulsen.** Description et Histoire Naturelle du Groenland.

Copenhagen and Geneva, Brothers C. and A. Philibert, 1763. 8°. With loosely inserted engraved folding map of Greenland and 10 engraved folding plates. Modern wrappers. € 1250

French translation of 'Det Gamle Grønlands ny Perustration' (1741), a description of the natural history of Greenland, with part of the introduction from the author's 'Omstaendelig og Udførlig Relation' (1738). Written by the founder of Nuuk, now the capital of Greenland, Hans Poulsen Egede (1686–1758), a Dano-Norwegian missionary. The translation is attributed to Jean-Baptiste Des Roches de Parthenay.

Slightly browned and with some occasional minor spots. Very good copy of a description of the Greenland.

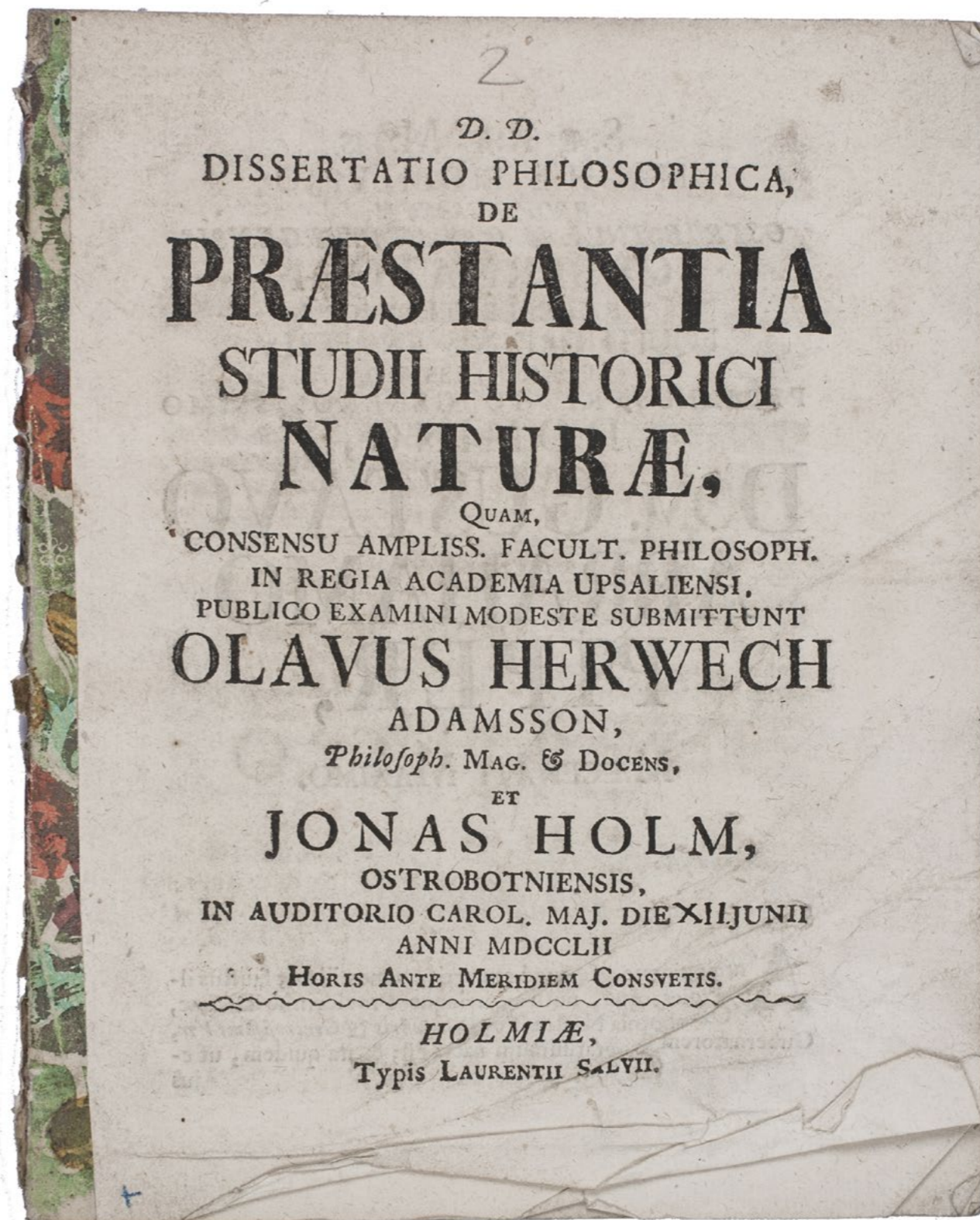
[4], xxviii, [4], 171, [1 blank] pp. *Arctic Bibliography* 4361; *Leclerc* 651; *Sabin* 22027. [More on our website](#)

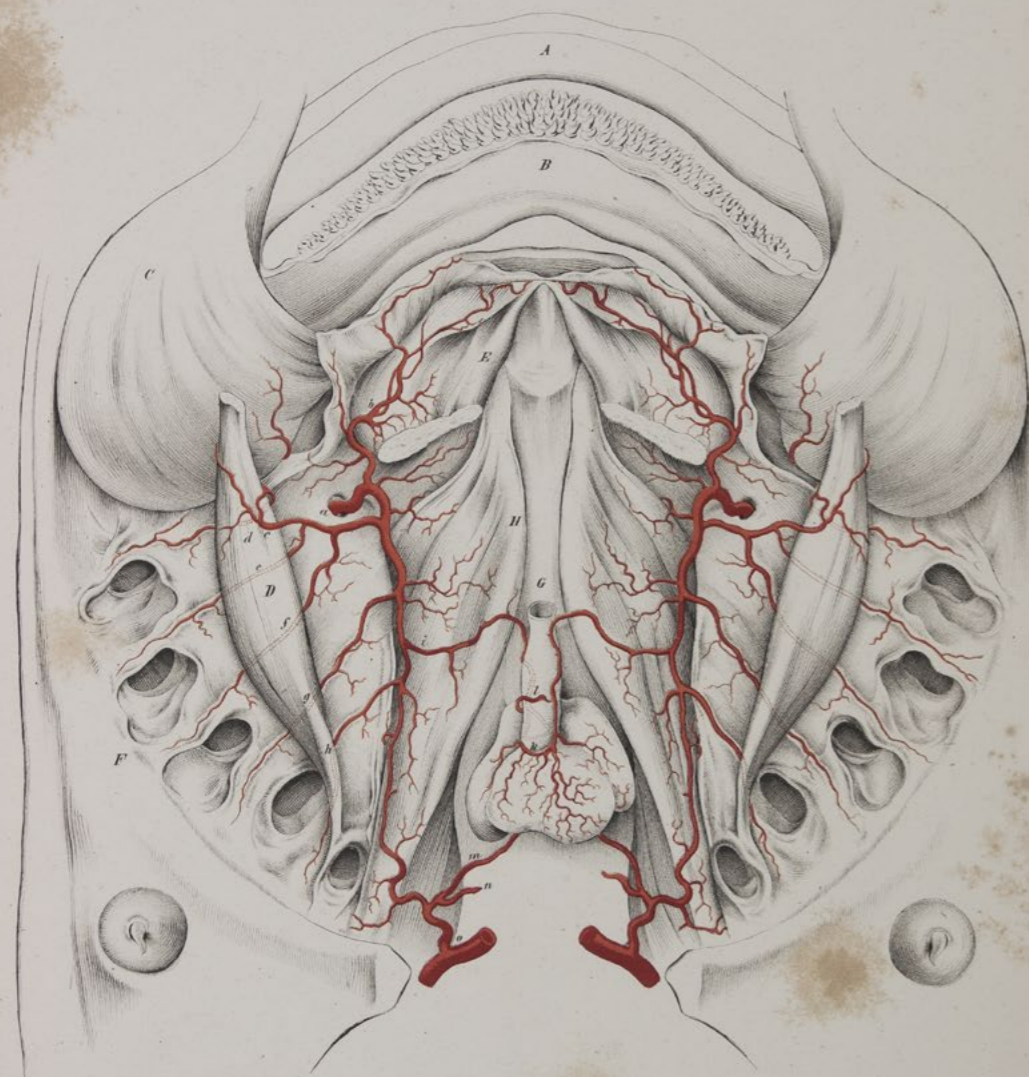
*On the importance of natural history*

10. **HOLM, Jonas and Olof Adamsson HERWECH.**  
Dissertatio philosophica, de praestantia studii historici naturae.  
Stockholm, Laurentius Salvius, 1752. 4°. Disbound. € 200

Dissertation by Jonas Holm on the philosophical importance of the scientific study of natural history, with Olof Herwech as praeses.  
Some damp stains, title-page creased.

48, [4] pp. *Cat. Linnean Soc.*, p. 356; *Krok, Herwich 1*; *WorldCat* (1 copy). [More on our website](#)





*Very rare offprint  
on the arterial system of Batoidea,  
with 5 partly hand-coloured plates*

**II. HYRTL, Joseph.** Das arterielle Gefäß-System der Rochen.

Vienna, kaiserlich-königlichen Hof- und Staatsdruckerei for Karl Gerold's son, 1858. Large 4° (31 × 24.5 cm). With 5 lithographed plates after drawings by Anton Elfinger, showing the arterial system in parts of a common torpedo, a thornback ray (2x), and a common skate (2x), with the arteries coloured orange and red by hand. Original publisher's brown printed paper wrappers. € 650

Very rare offprint of an article on the arterial cardiovascular system of Batoidea, commonly known as rays and skates, by the Austrian anatomist Joseph Hyrtl "one of the world's leaders in descriptive anatomy" (Castiglioni). It was originally published in volume 15 of the *Denkschriften der mathematisch-naturwissenschaftlichen Classe der Kaiserlichen Akademie der Wissenschaften* (1858) and appears here with a new title-page and printed wrapper, and without the running footer present in the original.

Plates foxed in the margins and the wrappers with reinforced spine and tattered edges, sewing broken and some leaves nearly detached. Good copy, untrimmed and with the bolts unopened.

[2], 36 pp. *WorldCat* (5 copies); cf. *Dean I*, p. 616 (original article); not in *Nissen, Schöne Fischbücher*; for the author: *Castiglioni*, p. 677; *DSB VI*, pp. 618–619. [More on our website](#)

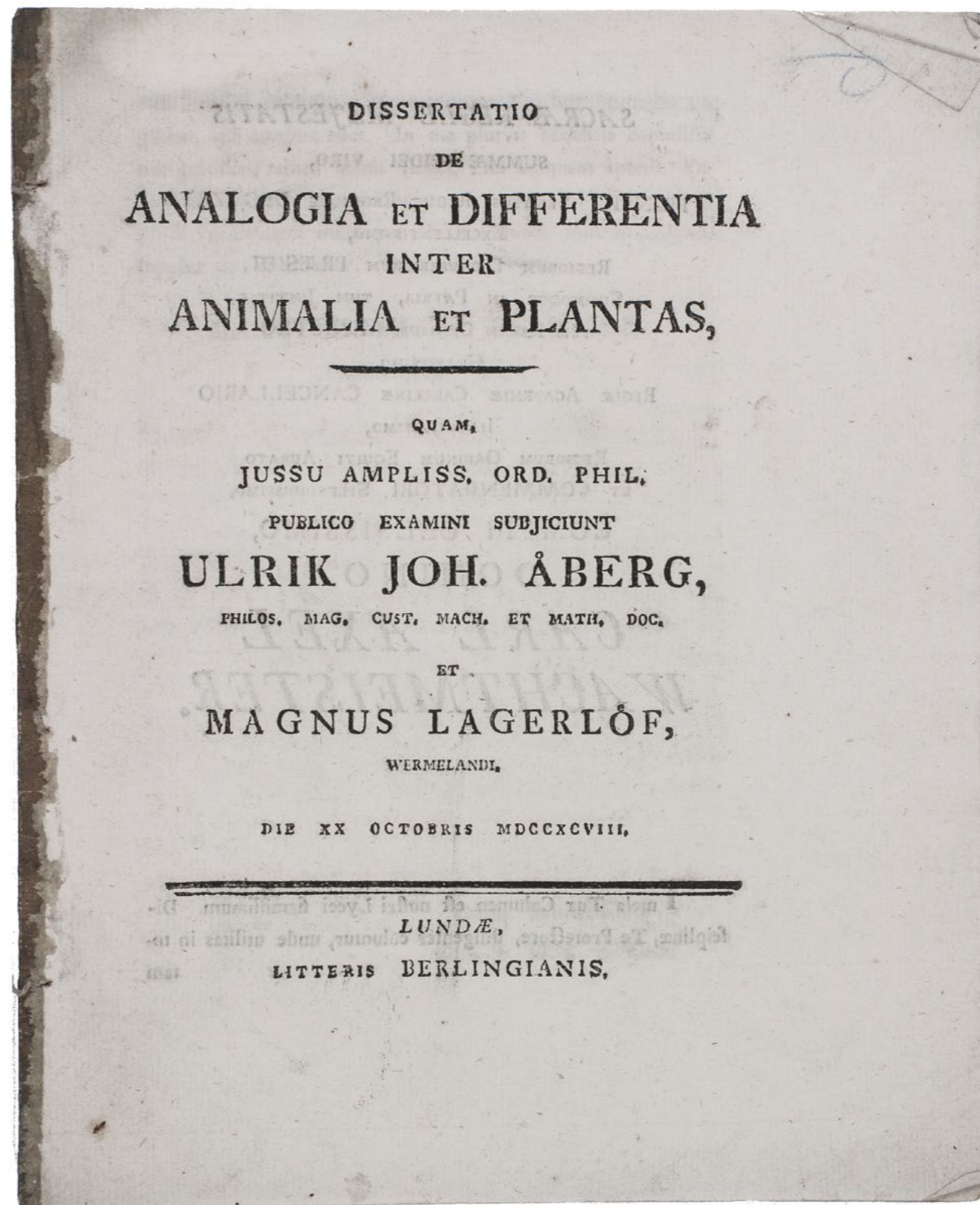
*Thesis on the differences  
between plants and animals*

12. LAGERLÖF, Wermelandus Magnus and Ulrik Johan ÅBERG. Dissertatio de analogia et differentia inter animalia et plantas.

Lund, Litteris Berlingianis, 1798. 4°. Disbound. € 225

First edition of a thesis mainly on the differences between animals and plants, based on their reaction upon light, by Wermelandus Magnus Lagerlöf, with Ulrik Johan Åberg (1773–1845) as praeses. Differences in chemical structure and physical properties are also enumerated. Some dog-eared leaves, spine somewhat smudged, otherwise in good condition.

24 pp. *Krok*, p. 784 (Åberg I); *WorldCat* (2 copies). [More on our website](#)





1. *Papilio Podalirius*, L. 2. Var. *Feisthamelii*, Dup.  
3. *P. Alexanor*, Esp. 4. *P. Machaon*, L.

H. C. Lang delin.  
Horace Knight lith. ad. nat.

West Newman & Co. imp.

## Well-illustrated study of the butterflies of Europe

**13. LANG, Henry Charles.** *Rhopalocera Europae ...* | Butterflies of Europe. Described and figured.

London, Reeve & co. (colophon: printed by West, Newman & co.), [1881–]1884. 2 volumes. Large 8° (25.5 × 19 cm). With 82 chromolithographed plates by Horace Knight. Original publisher's green cloth. € 350

First edition of a well-illustrated study of the butterflies of Europe by the British lepidopterist Henry Charles Lang (d. 1909). The attractive plates are lithographed by Horace Knight, a prolific natural history illustrator. It was originally published in instalments between 1881–1884.

With the bookplate of Lionel George Higgins on paste-down. He was a fellow of the Royal Entomological Society and co-author of the *Field guide to butterflies of Britain and Europe* (1970). Some spots to the first few leaves of text in both volumes and the bindings slightly rubbed; a good set.

vi, [2], 396; xii pp. *BMC NH*, p. 1055; *Nissen*, ZBI 2374. [More on our website](#)

PRATIQUE  
DE LA PÊCHE  
**DE LA BALEINE**  
DANS  
LES MERS DU SUD.

Par Jules Lecomte.  
RÉDACTEUR EN CHEF DU *Navigateur*.



**HAVRE.**  
J. MORLENT, ÉDITEUR, SOUS LES ARCADES,  
HUE, LIBRAIRE, RUE DES DRAPERS.

1833.

*Whaling in the Pacific*

14. **LECOMTE, Jules.** *Pratique de la pêche de la baleine dans les mers du sud.* Le Havre, J. Morlent (back of title-page: S. Faure), 1833. 8°. With a wood engraved illustration on title-page by Dujardin after Lecomte, depicting a whale hunt. Original publisher's green printed paper wrappers. € 1950

First edition of a work on whaling in the Pacific, written by Jules Lecomte, editor of the journal *Le Navigateur*. The book deals with the history of whaling, the required tools, the crew and its duties, the different whale species and their anatomy, and the different products originating from the whale. The book appeared at a time when whaling was quite popular again, after a time of less interest.

Foxed throughout, with the edges browned and some occasional spots. Otherwise a good copy, wholly untrimmed and in its original wrappers.

xvi, 280 pp. *Allen, Cetacea 792.* [More on our website](#)





Poney, phot.

Page 112.

Un léger bruit dans les broussailles me fit tourner la tête...

*Fictional account of life in Queensland, with illustrations reproduced photographically*

**15. MARCET, Edouard.** *Australie un voyage a travers le bush.*

Geneva, Jules-Guillaume Fick, 1868. 8. Illustrated with 20 original albumen prints of drawings (10 full-page, mounted on inserted leaves of heavy paper as plates, and 10 smaller, mounted on the text leaves in spaces left for that purpose). Contemporary gold-tooled polished green calf, richly gold-tooled spine, gilt edges. Rebacked in green cloth with the original backstrip laid down. € 3750

First edition, in the original French, of Marcet's fictional narrative of life in Queensland, remarkably illustrated with mounted photographic reproductions of drawings. Edouard Marcet was a Swiss settler in Queensland, who also published two factual accounts of life in the colony. The present work includes descriptions and illustrations of dramatic encounters between settlers and the aboriginal people. It further describes Queensland's natural history, including the platypus, which is shown in two illustrations.

In very good condition, with only some spotting. Binding expertly rebacked and with some scratches and discolouration, but otherwise also very good. A fascinating fictional account of life in Queensland, illustrated by drawings reproduced as albumen prints.

268 pp. *Bibl. of Australian lit.* III, p. 305; *Boom & Rooseboom (eds.), A new art: photography in the 19th century*, B265; *Ferguson* 12251. [👉 More on our website](#)

R E C U E I L  
D E  
Q U E S T I O N S,  
P R O P O S É E S  
À  
UNE SOCIÉTÉ DE SAVANTS,  
QUI PAR ORDRE DE  
S A M A J E S T É D A N O I S E  
F O N T L E V O Y A G E D E L ' A R A B I E .  
P A R  
M O N S I E U R M I C H A É L I S  
C O N S E I L L E R D E S . M . B R I T T A N N I Q U E , P R O F E S S E U R E N P H I L O S O -  
P H I E , E T D I R E C T E U R D E L A S O C I É T É R O Y A L E  
D E S S C I E N C E S D E G O T T I N G E N .  
*Traduit de l'Allemand.*  
À A M S T E R D A M chez S. J. B A A L D E ,  
E T À U T R E C H T chez J. V A N S C H O O N H O V E N & C O M P .  
M D C C L X X I V .

## *Instructions for Carsten Niebuhr's expedition to Arabia*


**16. MICHAELIS, Johann David.** Recueil de questions, proposées à une société de savants, qui par ordre de Sa Majesté Danoise font le voyage de l'Arabie.

Amsterdam, S.J. Baalde; Utrecht, J. van Schoonhoven & comp., 1774. 4°. Set in roman type with incidental Greek, Hebrew, Arabic, Syriac and 1 word in Coptic. Near-contemporary tanned sheepskin, gold-tooled spine. € 3500

Hans Bernhard Merian's French translation of Michaelis's Fragen an eine Gesellschaft gelehrter Männer (1762), prepared during the early stages of Carsten Niebuhr's Danish expedition to the Middle East. It is the first edition in any language to be printed in the Netherlands. Johann David Michaelis, a famed German Orientalist and theologian, was one of the scholars who prompted the important Danish expedition to Egypt, Arabia and Syria (1761–1767), led by Carsten Niebuhr. Michaelis hoped to investigate the relationship of the southern Arabic dialects to Hebrew, and to verify obscure botanical and zoological information in the Bible. For this purpose he composed the present 100 "questions". It includes the instructions for the expedition by Frederick V of Denmark, a 35-page account of Yemen and an extract of Carsten Niebuhr's account of Arabia (not included in the first French edition of 1763).

Back of first free endleaf with traces of removed bookseller's(?) ticket. With an occasional small rust spot, but otherwise in very good condition and only slightly trimmed, leaving large margins. Binding with minor surface damage and wear at the hinges and extremities, but otherwise also very good. Important preparatory studies concerning Egypt, Arabia and Syria, written and first published during the early stages of a voyage.

[4], XLIV, 256, [16], 38, [2 blank] pp. Chadenat 1933; Gay, *Bibl. de l'Afrique en de l'Arabie* 3366; STCN (3 copies); Macro, *Bibliography of the Arabian Peninsula* 1593. [More on our website](#)



Ludovic Michelin in Lap.

Lith. de Thierry frères

- |  |                                     |                                       |
|--|-------------------------------------|---------------------------------------|
| 1. <i>Polypotheca Fleuryana</i> Michelin | 5. <i>Eschara Neustria</i> Michelin | 6. <i>Tubulipora elegans</i> Michelin |
| 2. <i>Eschara labyrinthica</i> _____     | 4. <i>Coelastrea expansa</i> _____  | 7. <i>Cenopora popularia</i> _____    |
|  | 3. <i>Polypia Ludovici</i> _____    |                                       |

*Monograph on coral fossils in France,  
 with 79 plates*

17. MICHELIN, Jean Louis Hardouin. Iconographie zoophytologique, description par localités et terrains des polypiers fossiles de France et pays environnants.

Paris, P. Bertrand (back of title-page: printed by Fain & Thunot), 1840-1847. 4°. With 79 lithographed plates by Ludovic Michelin and Delarue fils. Contemporary half calf. € 1500

Rare first and only edition of a monograph on fossils of coral polyps in France. Coral is made by millions of tiny invertebrate carnivorous animals called polyps. After their death they leave behind a limestone deposit, which forms the foundation for a next polyp. Fossil reefs are preserved as limestone prominences of many different ages.

Michelin's extensive stratigraphical collection on Coelenterata is in the Paris Natural History Museum, and a number of these are figured in the present work.

Text leaves slightly browned, some spots to the plates and the binding rubbed along the extremities, otherwise in good condition.

XII, 348; [4] pp. BMC NH, p. 1306; Nissen, ZBI 2812; Ward & Carozzi 1546. [More on our website](#)

DE ORIGINE  
ANIMALIUM,  
ET MIGRATIONE  
POPULORUM,  
Scriptum ABRAHAMI MILII.

*Ubi inquiritur, quomodo quaque via Homines cateraque Animalia Terrestria provenerint; & post Deluvium in omnes Orbis terrarum partes & regiones: Asiam, Europam, Africam, utramque Americam, & Terram Australem, sive Magellanicam, pervenerint.*



GENEVAE:  
Apud PETRUM COLUMESIUM.  
M. DC. LXVII.

*On the origin and migration of man and animals*

18. MYL, Abraham van der. De origine animalium, et migratione populorum, ... Ubi inquiritur, quomodo quaque via homines cateraque animalia terrestria provenerint; & post deluvium in omnes orbis terrarum partes & regiones: Asiam, Europam, Africam, utramque Americam, & terram Australem, sive Magellanicam, pervenerint.

Geneva, Petrus Columesius, 1667. 12°. 19th-century half calf.

€ 950

First edition of treatise on the origin and migration of man and animals, a posthumously published work by the Dutch linguist and minister Abraham van der Myl (1563–1637). “It was only after the discovery of America that the attention of naturalists was powerfully drawn to the wonderful differences between the animal population of the central and southern parts of the new world and that of those parts of the old world which lie under the same parallels of latitude. So far back as 1667 Abraham Mylius, in his treatise “De Animalium origine et migratione populorum,” argues that, since there are innumerable species of animals in America which do not exist elsewhere, they must have been made and placed there by the Deity” (Huxley). “Includes a curious dissertation on the origin of the American races” (Sabin). A German translation appeared in 1670.

Slightly browned and the front board detached; a good copy.

68, [4 blank] pp. *BMC NH, suppl. p. 840; T.H. Huxley, The problems of the deep sea (1873); Leclerc 383; Palau 169293; Sabin 48982.* [More on our website](#)

## *Fossils from Switzerland, with 33 plates*

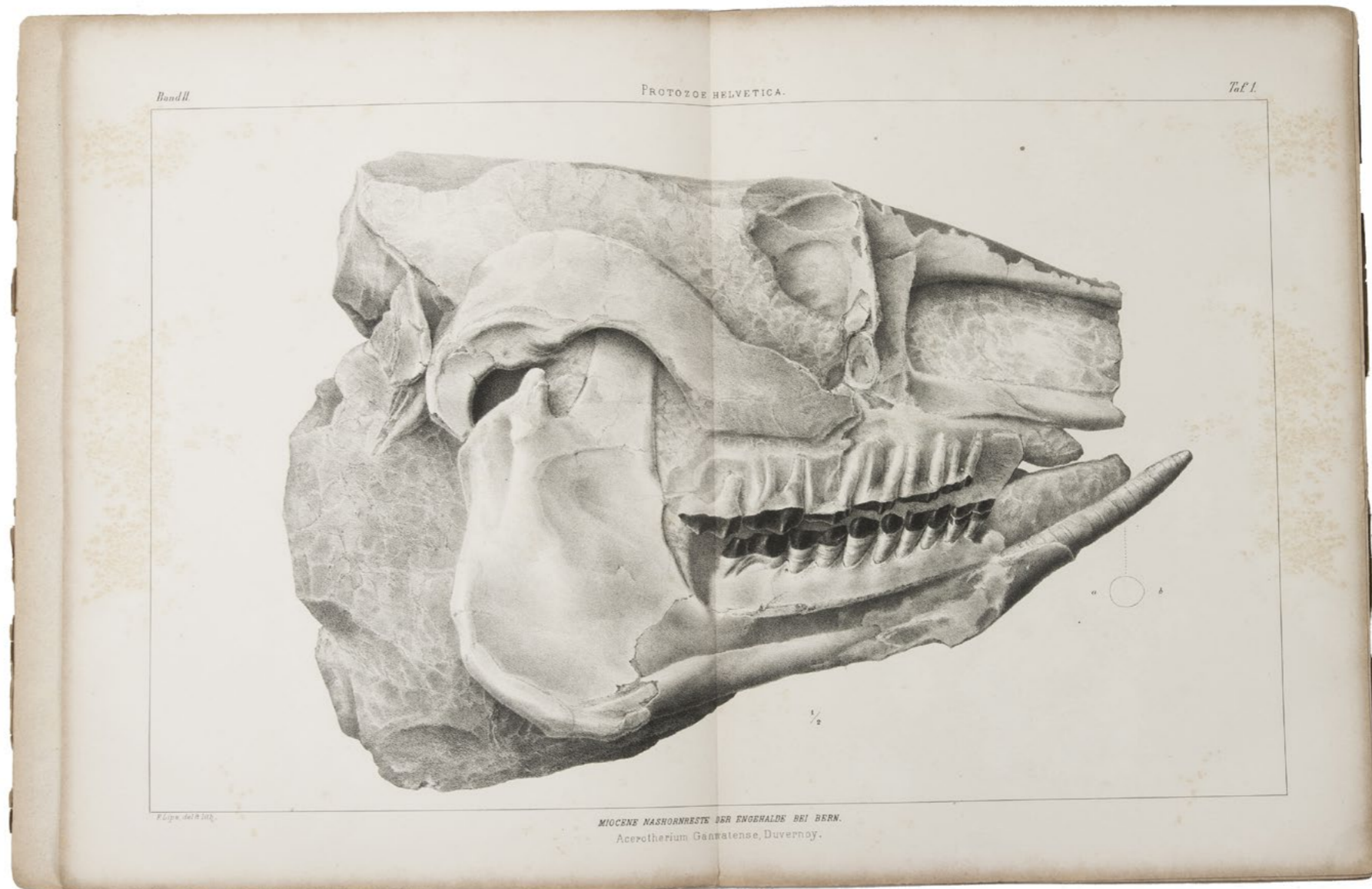
**19. OOSTER, William Alexandre and Carl von FISCHER-OOSTER.** Protozoë Helvetica. Mittheilungen aus dem Berner Museum der Naturgeschichte über merkwürdige Thier- und Pflanzenreste der schweizerischen Vorwelt.

Basel and Geneva, H. Georg (colophon: printed in Bern, Haller'sche Buchdruckerei), 1869–1871. 2 volumes in 5 separate parts. 4°. With lithographed map and 32 lithographed plates (numbered 1–13 and 1–19), including 13 double-page. All parts in original publisher's printed paper wrappers. € 350

Descriptions of fossils from Switzerland in the natural history museum of Bern. Although the title may suggest otherwise, this work is on fossils and not protozoa and includes many molluscs, mainly from the Mesozoic (Pteropodenschichten, Taviglianazsandstein, Korallenkalk, etc.). Plates foxed as usual, wrappers worn (one part has a split along the spine and another has the back wrapper detached) and the front of the first part a bit soiled; text in good condition.

[6], 14; [4], 16–39, [5]; [4], 11, 27, [1 blank]; [4], 29–88; [4], 89–159, [1 blank] pp. *BMC NH*, p. 1618.

[More on our website](#)





Arnoel del. Imp. Desquet. Paris.

1. <i>Helix delphinuloides</i> , Lowe.	4. <i>Helix Alleniana</i> , Paiva.
2. <i>H. galeata</i> , Paiva.	5. <i>H. Gomesiana</i> , —
3. <i>H. Pittæ</i> , —	6. <i>H. Barbozæ</i> , —
7. <i>Helix tetrica</i> , Paiva.	

*The shells of Madeira, with 2 plates*

**20. PAIVA, Antonio, Barone de Castello de.** Monographia molluscorum terrestrium fluvialium, lacustrum Insularum Maderensium.

Olispone, typis Academicis, 1868. 4°. With 2 hand-coloured lithographed plates. Modern black half goatskin, author's name and title in gold on spine, preserving the original printed front wrapper. € 750

Rare offprint of a study of the shells of Madeira. It was originally published in *Academia Real da Sciencias, nova serie* IV, 1, and includes here its own title-wrapper and one additional page with quotations from Psalm 103, Isaac Newton and Castello de Paiva.

Some repairs to the front wrapper and some spots to the plates, otherwise in good condition.

[4], XIX, [1 blank], 168, [2] pp. *BMC NH*, p. 1499. [More on our website](#)

## On similarity between plants, animals and man

**21. PORTA, Giambattista della.** *Phytognomonica* ... Octo libris contenta; in quibus nova, facillimaque affertur methodus, qua plantarum, animalium, metallorum; rerum denique omnium ex prima extimae faciei inspectione quivis abditas vires assequatur.

Frankfurt, Johann Wechel and Peter Fischer, 1591. 8°. With title-page printed in red and black, woodcut printer's device, woodcut author's portrait on the back of the title-page and 32 woodcuts in text illustrating plants and their similarity to the various parts of the body. Later vellum. € 1250

Second edition of Porta's work on the doctrine of signatures and it is sometimes held that he was the real originator of this doctrine. Giambattista della Porta (1535–1615) believed that the external form of man indicates his internal qualities. Expanding this theory to plants, he maintained that the external form of plants reveals their internal healing powers. The plants that resemble particular parts of the body should be considered as suitable medication for illnesses in those particular body parts. "The back view of a human head with a thick crop of hair is introduced into the block with the Maidenhair Fern, which is an ancient specific for baldness; a Pomegranate with its seeds exposed, and a plant of "Toothwort," with its hard, white scale-leaves, are represented in the same figure as a set of human teeth" (Arber, p. 209). Porta also discusses the resemblance of plants and animal parts. A study of the character of the animal would provide clues to the medical qualities of the resembling plant. *Phytognomonica* was first published in Naples in 1588.

In very good condition.

[16], 552 pp. *Arber*, pp. 208–210; *BMC NH*, p. 1598; *Nissen*, *BBI* 463; *VD 16*, P4331; *Wood*, p. 522; *DSB XI*, pp. 95–98; cf. *Hunter 158* (first ed). [More on our website](#)

HASCE plantulas tibi proponimus, animalium linguas imitantes; cynoglossum canis linguam exprimit; in mox subsequenti, buglossum bouinam; post, elaphoglossum ceruinam; postremo, ophioglossum serpentinam, insuper apparentibus una è regione animalium nominatorum linguis: propositum spectaculum intuior, & contemplator.



## *Ichthyology of western China*


**22. PRZEWALSKI, Nicolai Michailovich.** Wissenschaftliche Resultate der von N.M. Przewalski nach Central-Asien unternommenen Reisen auf Kosten einer von seiner Kaiserlichen Hoheit dem Grossfürsten Thronfolger Nikolai Alexandrowitsch gespendeten Summe herausgegeben von der Kaiserlichen Akademie der Wissenschaften. Zoologischer Theil. Band III, Abth. 2. Fische. Bearbeitet von S. Herzenstein. Lieferung I[-3].

St. Petersburg, for the Royal Academie of Science, 1888-1891. 3 parts in 1 volume. 2°. With 3 title-pages, recto printed in cyrillic, verso in German, and 25 lithographed plates by R. and I. (or J.) Koch, and several illustrations in text. Later cloth. € 1950

First and only edition of Nikolai Michailovich Przewalski's (1839-1888) work on the comparatively small fish fauna of Western China, ca. 190 species. The work was published and edited by Salomon Markovich Herzenstein (ca. 1854-1894). This copy is from the collection of the well-known ichthyologist George Sprague Myers (1905-1985).

Library stamps and several manuscript notes. Very good copy, the titles reinforced on the reverse with paper, sometimes repaired with tape, a few inner margins reinforced.

[2], VI, 91, [1]; 91-180; 181-262 pp. [More on our website](#)







Charles Nodé vivan fils del. Cetto. 1826.

## Sea anemones and the classification of coral, with 3 colour plates

**23. RAPP, Wilhelm.** Ueber die Polyphen im Allgemeinen und die Actinien insbesondere.

Weimar, Landes-Industrie-Comptoirs, 1829. 4°. With 3 engraved plates, printed in colour and finished by hand, by Charles Node, dated 1826. Contemporary purple/brown boards. € 1250

First edition of a work on polyyps (coral and sea anemones), and in particular on the genus *Actinia* (sea anemones), by the German doctor and zoologist Wilhelm Rapp (1794–1868). It opens with a brief preface and an introduction to coral and its classification. The first half of the main text describes different orders and families of coral, both stony and soft coral, including *Milleporidae*, *Pennatulacea*, *Zoanthus*, *Madrepora*, and more. The second half covers the genus *Actinia*, with descriptions of 23 different types of anemones, several of which are depicted on the colour plates.

In very good condition, with only a few faint spots. Boards slightly rubbed.


iv, 62 pp. BMC NH, p. 1646; Nissen, ZBI 3295. [More on our website](#)

## Best fish illustrations for centuries

**24. SALVIANI, Ippolito.** *Aquatilium animalium historiae, liber primus* [all published], cum eorumdem formis, aere excusis.

Rome, Hippolito Salviani, 1554 (colophon: January 1558). 2°. With an engraved title-page and 98 figures on 81 full-page engravings (plate size 33 × 22.5 cm) printed on integral leaves, a Salviani's woodcut device on the last page, and about 100 decorated pictorial woodcut initials (2 series) including repeats. Recased in 18th-century(?) sheepskin parchment. € 19 500

First edition (2nd issue) of a rare and extremely well-illustrated Latin treatise on Italian fishes: “the plates ... in accuracy and beauty far surpass any figures published in the next 100 years” (Dean), with 92 numbered chapters, one for each of 92 varieties of fish, giving detailed notes on their names, characteristics, locality, habitat and culinary use. The engravings are extremely detailed and accurate, giving our best early view of many of these species. 110 pages of tables give numerous cross-references to Aristotle, Pliny and many other mostly classical sources, citing relevant passages for almost every variety discussed, and there are alphabetical indexes of the Greek, Latin and common names. In addition to common fish, the plates include eels, sharks, skates, squids and an octopus. Although the present volume is called “*liber primus*,” no more ever appeared.



With a contemporary manuscript note on 2B6v. From the library of W.A. Foyle (Beeleigh Abbey), with his gold-tooled red morocco bookplate. Washed and with the title-page somewhat worn, marginal repairs to some leaves, occasionally reaching the plate edge but not the pictorial image, minor and mostly marginal foxing. Binding a bit soiled and the lower corner of the front board damaged. Still a good copy, and with generous margins.

[8], 256 ll. *Adams S190* (3 complete copies); *Dean III*, pp. 311–312; *Mortimer (Italian)* 454; *Nissen, Schöne Fischbücher* 112; *Wood*, p. 549 (issue not specified); cf. *DSB XII*, pp. 89–90. [More on our website](#)

*More books, drawings, photographs, manuscripts and prints  
related to zoology  
available at our websites:*

[www.forumrarebooks.com/category/  
natural\\_history/zoology\\_general\\_incl\\_faunas\\_.html](http://www.forumrarebooks.com/category/natural_history/zoology_general_incl_faunas_.html)

Natural History / Zoology (General incl. Faunas)

**Natural History**

- Agriculture & Animal Husbandry
- Birds / Ornithology
- Botany (General)
- Drawings, Prints & Watercolours
- Exploration & General Works
- Fishes / Ichthyology
- Floras & Flowering Plants
- Fossils / Palaeontology

**Comprehensive 12th-century Arabic treatise on agriculture**

ABU ZAKARIYA ibn al-AWWAM.  
Libro de agricultura. ... Tomo I[-II].  
Including:  
BROECK, Victor van den. Catecismo de agricultura.  
VILLE, Georges. Abonos quimicos conferencias agricolas.  
Seville, Biblioteca Cientifico Literaria; Madrid, Victoriano Suarez (colophon: printed by Salvador Acuña y Comp., Seville), 1878. 2 volumes. Imperial 16mo (18 x 11.5 cm). Later half turquoise sheepskin. [Full description](#)  
€ 1.750

[www.asherbooks.com/category/  
natural\\_history/zoology\\_general\\_incl\\_faunas\\_.html](http://www.asherbooks.com/category/natural_history/zoology_general_incl_faunas_.html)


Natural History / Zoology (General incl. Faunas)

**Natural History**

- Agriculture & Animal Husbandry
- Birds / Ornithology
- Botany (General)
- Drawings, Prints & Watercolours
- Exploration & General Works
- Fishes / Ichthyology
- Floras & Flowering Plants
- Fossils / Palaeontology

**Comprehensive 12th-century Arabic treatise on agriculture**

ABU ZAKARIYA ibn al-AWWAM.  
Libro de agricultura. ... Tomo I[-II].  
Including:  
BROECK, Victor van den. Catecismo de agricultura.  
VILLE, Georges. Abonos quimicos conferencias agricolas.  
Seville, Biblioteca Cientifico Literaria; Madrid, Victoriano Suarez (colophon: printed by Salvador Acuña y Comp., Seville), 1878. 2 volumes. Imperial 16mo (18 x 11.5 cm). Later half turquoise sheepskin. [Full description](#)  
€ 1.750



Maritime history II


*Previously published  
and available for download  
at our websites*

[www.forumrarebooks.com](http://www.forumrarebooks.com)


[www.asherbooks.com](http://www.asherbooks.com)




Cartography & maps




Travel & voyages



Insects & spiders II



Catalogue 116



Botany