

1 ***First record of Zaprionus tuberculatus (Diptera: Drosophilidae) in***
2 ***mainland France***

3 *Short running title: Expansion of Zaprionus fly in Europe*

4

5 Romain GEORGES^a, Amir YASSIN^b, Hervé COLINET^a

6

7

8 ^a University of Rennes, CNRS, ECOBIO [(Ecosystèmes, biodiversité, évolution)] - UMR 6553, F 35000
9 Rennes, France

10 ^b Laboratoire Evolution, Génomes, Comportement, Ecologie (EGCE), UMR 9191, CNRS,IRD, Univ.Paris-
11 Sud, Université Paris-Saclay, 91190 cedex, France

12

13 **R. Georges: ORCID** : <https://orcid.org/0000-0002-0566-3060>

14

15 **A. Yassin: ORCID** : <https://orcid.org/0000-0002-2590-5434>

16

17 **H. Colinet: ORCID** : <https://orcid.org/0000-0002-8806-3107>

18

19

20

21 Corresponding author:

22

23 **Romain GEORGES**

24 University of Rennes, UMR CNRS 6553 ECOBIO,

25 263 Avenue du Gal Leclerc

26 CS 74205

27 35042 Rennes Cedex

28 France

29 Email: romain.georges@univ-rennes.fr

30 Phone: +33 2 23 23 30 66

31

32 **Abstract**

33 **BACKGROUND:** As most drosophilid species are not considered as primary pest, studies of the whole
34 drosophilid communities, including other genera than *Drosophila*, with standardized surveys are
35 relatively sparse. However, the spotted wing drosophila *Drosophila suzukii* (Matsumura, 1931) and its
36 rapid expansion through the world led to the implementation of many monitoring programs in various
37 countries. As part of a research project on *D. suzukii*, we set up in 2022 an annual fly monitoring in 16
38 fruits farms to understand populations dynamics of *D. suzukii* and to survey drosophilid communities.

39 **RESULTS:** We report here the first observation of *Zaprionus tuberculatus* Malloch, 1932 (Diptera:
40 Drosophilidae) in mainland France. Over the whole monitoring, we trapped a total of 111 specimens
41 in a fig orchard located in southern France (Salses-le-Château), both in fig trees and nearby hedgerows.
42 The first detection of *Z. tuberculatus* occurred in July 2022 in the hedgerow and captures continued
43 until January 2023 with an interruption in November and December. In addition, in this orchard we
44 collected overripe figs in September 2023 from which over 15 *Z. tuberculatus* have emerged in the
45 following two weeks.

46 **CONCLUSION:** The pest status of *Z. tuberculatus* and its potential risk for agriculture is not clear, but
47 the pest behavior of the close-relative species *Zaprionus indianus*, especially on figs, should be a
48 warning point for the entry of *Z. tuberculatus* into the EU and France, as they may have similar
49 nutritional ecology. The pest status, the establishment and the future spread of *Z. tuberculatus* should
50 thus be monitored to assess possible damages to fruits productions.

51 **Keywords:** fruit fly, invasion, France, *Zaprionus tuberculatus*, pest risk

52

53

54

55

56

57 **Author Contribution Statement**

58 RG and HC conceived and designed research. RG and HC supervised the data collection. RG and AY
59 managed the identification of specimens. RG and HC drafted the manuscript and all authors read,
60 reviewed and approved the manuscript.

61

62

63

64 1. Introduction

65 Drosophilidae Rondani is a very diverse family with almost 4,700 described species distributed
66 in 77 genera (1). The largest genus of Drosophilidae is *Drosophila* Fallén including 1,676 described
67 species. There is a strong heterogeneity in the existing knowledge on Drosophilidae, with a huge
68 literature on genetics as well as cellular and developmental biology of *Drosophila* species, mainly
69 *Drosophila melanogaster*, but very few knowledges on other genera. Studies of the whole drosophilid
70 communities, including other genera than *Drosophila*, with standardized surveys are relatively sparse
71 (2–4). A possible reason for this lack of interest is likely the ecology and lifecycle of Drosophilidae. For
72 most drosophilids species, larvae grow on decaying plant material and forage on associated microbial
73 communities (5,6) and are therefore not considered as primary pest. In addition, these flies are small
74 and cause no trouble to humans or animals, so they go unnoticed by most people. However, the
75 spotted wing drosophila *Drosophila suzukii* (Matsumura, 1931) and its rapid expansion through the
76 world changed the game. The damage caused to cultivated fruits by this invasive species and the huge
77 economic loss have led to a large number of studies in the last decade about its ecology and the control
78 measures (7). Many monitoring programs have been set up in various countries to better understand
79 and predict populations dynamics of *D. suzukii* (8–11). As part of a research project on *D. suzukii*
80 (DroFramb action within the framework of ANR Drothermal project,
81 <https://www.drothermal.cnrs.fr/>), in 2022, we set up an annual fly monitoring in various regions of
82 France. The main objective was to conduct a vast monitoring program of *D. suzukii* during a whole
83 year, including during winter months, to get data on fly presence in various areas and climates. This
84 monitoring effort also had the secondary objective of surveying *Drosophilidae* communities. Field
85 monitoring is crucial to detect novel invaders and potential novel pests. Indeed, early detection is key
86 to successful preventative strategies. In the present study, we will not show the data on *D. suzukii* over
87 the course of this national monitoring program, but instead, we provide a first record of the
88 establishment of a new invasive and potential pest fly, *Zaprionus tuberculatus* Malloch, 1932 (Diptera:
89 Drosophilidae) in mainland France.

90

91 2. Materials and Methods

92 From March 2022 to February 2023, we conducted a national participative monitoring of *D.*
93 *suzukii* (Matsumura, 1931) with 16 fruits producers along a latitudinal gradient in France. In each farm,
94 three traps were installed at least 10m apart in an orchard (fig and cherry) or a raspberry plantation at
95 fruiting height and three others in a hedgerow or a grove nearby at approximately 1 m height. Traps
96 were opened for ten days at the end of each month resulting in twelve 10-days trapping sessions across

97 seasons. Flies were captured using a red-colored water bottle trap pierced with six 5mm holes. The
98 bottles contained a bait (80 ml) and drowning solution (30 ml) in a collection tube. For the bait, we
99 used a mixture of 80% apple cider vinegar (5% acidity) and 20% of cane sugar syrup. Flies caught in the
100 bottles fell in the drowning solution that was made of salted water ($40\text{g}\cdot\text{L}^{-1}$) with a drop of odorless
101 wetting agent (L'Arbre Vert® - Peaux Sensibles sans parfum, France). Bait and drowning solution were
102 renewed at each trapping session. Local temperatures at each site were monitored during all the
103 experiment using TMS-4 Standard dataloggers (TOMST®, Czech Republic) which collected data every
104 15 minutes in 3 different levels: 6 cm into the soil, at the surface and 15 cm above the soil surface.

105

106 **3. Results and discussion**

107 While identifying drosophilid specimens collected in different regions of France, we found flies
108 with white longitudinal stripes at a single location in a fig orchard in southern France (Salses-le-
109 Château; $42^{\circ}50'0.169''\text{N } 2^{\circ}55'5.447''\text{E}$; see Figure 1 & 2). Flies with these morphological features
110 typically belong to the *Zaprionus* Coquillett, 1902 genus. According to the Köppen-Geiger classification
111 (12,13), the climate of this region is type Csa, corresponding to hot-summer Mediterranean climate
112 with mild winters averaging above 0°C and hot summers averaging above 25°C . In this location, over
113 the whole monitoring period, we trapped 111 specimens of *Zaprionus sp.* out of a total of 3766
114 drosophilids (Table 1).

115 Species identification was first done by R. Georges and then sent to A. Yassin for confirmation
116 based on external morphological criteria. The genus *Zaprionus* Coquillett, 1902 exhibits characteristic
117 white longitudinal stripes on the frons and the mesonotum (Fig. 1a, b) and we could also easily
118 distinguish a protruding tubercle bearing a bristle on the forefemur of all our specimens (Fig. 1c). This
119 feature is characteristic of a clade of Afrotropical species, the *Zaprionus tuberculatus* subgroup (14).
120 The subgroup contains seven species, of which only one, *Zaprionus tuberculatus* (Malloch, 1932) has
121 invasive capacities and has expanded its geographical range to the palearctic region during the last
122 four decades (15). The seven species can be distinguished on the basis of morphological characters of
123 male and female genitalia and internal reproductive organs as well as immature stages (14,16). Of
124 these characters, male and female genitalia provide the best diagnoses on non-living specimens, with
125 DNA barcoding being of limited utility due to shared mitochondrial sequences among closely-related
126 species (15). Dissection of a sample of captured specimens from Salses-le-Château supported the
127 morphological identification of the introduced flies as *Z. tuberculatus*. Female spermathecae (Figure
128 3a) have predominantly smooth surface except on the tip wherein the surface becomes slightly rigged,
129 whereas the phallosome of the male aedeagi (Figure 3b) has conspicuous ventral process and a

130 densely teathed flap surrounding its border. Individuals are now kept in 70% alcohol and are available
131 from R.G. and H.C. (see authors affiliation for address).

132

133 *Zaprionus tuberculatus* is widespread in Africa and the islands of the Indian Ocean
134 (Madagascar, Comoro, Seychelles, Réunion and Mauritius) and Atlantic Ocean (St Helena and Cap
135 Verde) (14,16–19). At the end of 20th century, *Z. tuberculatus* was recorded in Palearctic region from
136 Canary Islands, Egypt, Cyprus, Malta and Israel (19,20). More recently, *Z. tuberculatus* occurred in
137 Turkey (21), Italy (22), Romania (23), Tunisia (24) and Brazil (25).

138

139 The first detection of *Z. tuberculatus* occurred in July 2022 in the hedgerow and captures
140 continued until January 2023 with an interruption in November and December (Table 1). In the fig
141 orchard, we trapped *Z. tuberculatus* in August 2022 and then in October 2022, corresponding
142 respectively to the beginning and the end of fruit harvest. These results suggest that *Z. tuberculatus*
143 could remain in natural woody habitats and colonize orchards when fruits come to maturity. To verify
144 whether this observation is the result of a temporary accidental introduction or a permanent
145 population, we harvested around 100 ripe and 100 overripe figs from the fig orchard in the end of
146 September 2023. Over 20 male and female individuals emerged from the overripe figs during the two
147 weeks following the harvest confirming the establishment of a permanent population. Our trapping
148 results show a longer period of occurrence than other studies of *Z. tuberculatus* in newly colonized
149 countries. In Turkey, the first records of *Z. tuberculatus* were reported to be in August (21,26), whereas
150 Raspi *et al.* (22) in Italy and Constantina *et al.* (27) in Romania reported that *Z. tuberculatus* flies were
151 found in the traps only during autumn from September to October. To our knowledge, until now the
152 latest captures were reported in mid-December in Turkey (26), so this is the first time that adults of *Z.*
153 *tuberculatus* are trapped in winter in Europe. During December, mean daily temperature recorded in
154 the surveyed hedgerow was 8.1°C with a minimum of 3°C (Table 1). Several studies showed evidence
155 of climatic niche shift in exotic species during their expansion (28–31). Such niche shift was also
156 demonstrated in other invasive Drosophilidae, *D. sukukii* (32) and *Zaprionus indianus* (33). Our results
157 suggest that *Z. tuberculatus* could experience a climatic niche shift to accommodate to climate colder
158 than in its tropical origin, as also suggested by Cavalcanti *et al.* (25). Moreover, with climate projection
159 indicating that global warming will result in a progression of Mediterranean climate to the north of
160 France during the next decades (34), climatic conditions will become more suitable to a possible
161 northward expansion of *Z. tuberculatus*.

162

163 The pest status of *Z. tuberculatus* and its potential risk for agriculture is not clear. In its native
164 range, *Z. tuberculatus* develops on decaying fruits, particularly on fallen rotting figs (35) and was thus

165 not considered as a pest. However, the spread of this species, the fact that it has successfully been
166 reared on 49 different species of tropical fruits (36) should be a point of vigilance. This is particularly
167 important in view of the first emergences we have observed from overripe, but not rotting, figs.
168 Moreover, Balmes and Mouttet (37) reported emergences of *Z. tuberculatus* from imported fruits of
169 *Citrus sinensis* from South Africa and *Litchi sinensis* from Reunion.

170
171 *Zaprionus indianus* is an invasive species that is closely related to *Z. tuberculatus* (14). The pest
172 behavior of *Z. indianus* should also be a warning point for the entry of *Z. tuberculatus* into the EU and
173 France, as they may have similar nutritional ecology and invasion routes. In Brazil, *Z. indianus* was
174 reported attacking figs and was responsible for 50% of fig losses of fruits that were still on trees (38,39).
175 The entry in Central and South America and the damages to fig orchards (40,41) led to its inscription
176 on the alert list of the European and Mediterranean Plant Protection Organization (EPPO) in 2016.
177 Under laboratory conditions, Bernardi et al. (42) observed that *Z. indianus* could oviposit in ripe
178 strawberries and the larvae were then able to develop in the berries. Yet, the ability of *Z. indianus* to
179 oviposit and generate offspring in healthy strawberry fruit was clearly facilitated by injuries caused by
180 *D. suzukii* or by mechanical injuries (42). Although no specific report of damage by *Z. indianus* in the
181 EU has been reported so far, considering the damage caused to figs in South America, *Z. indianus*
182 establishment and spread was considered as a threat with possible large economic consequences in
183 Europe (43). Consequently, in 2022, *Z. indianus* was considered by European Food Safety Authority as
184 a potential Union quarantine pest (43). Our results suggest that a particular attention should be paid
185 also on *Z. tuberculatus*. Indeed, we detected males and females *Z. tuberculatus* in a fig orchard during
186 the harvest period where fruits are systematically removed by the producer before rotting as a
187 prophylactic measure against *D. suzukii* (pers. com. from producer). This may suggest a potential ability
188 to develop in healthy fruits. Moreover, climatic conditions in many EU member states and host plant
189 availability in those areas are conducive for establishment of both *Z. indianus* and *Z. tuberculatus*.

190

191 **4. Conclusions**

192 Our study highlights the risks associated with the discovery of this new species and the potential
193 economic consequences on fruit production. We are now breeding the individuals that have recently
194 emerged from the figs under secure laboratory conditions and we will conduct more investigations to
195 know more about the ecology and biology of *Z. tuberculatus* and to clarify if this species can infest
196 healthy fruits, particularly figs, citrus and strawberries.

197

198 **Acknowledgements**

199 We thank the fig producer for the help in collecting the traps during the monitoring and Jeanne
200 Begouen-Demeaux and Damien Gourmelon for their help in the insects sorting. We also thank the
201 AVFF (Association pour la Valorisation de la Framboise Française) for the constitution of the network
202 of producers involved in the monitoring.

203

204 **Conflict of Interest Declaration**

205 The authors declare that they have no competing interest.

206

207

208 1. Bächli G. Taxodros: The database on taxonomy of Drosophilidae [Internet]. 2023. Disponible sur:
209 <http://www.taxodros.unizh.ch/>

210 2. Mateus RP, Buschini MLT, Sene FM. The Drosophila community in xerophytic vegetations of the
211 upper Parana-Paraguay river basin. *Braz J Biol.* mai 2006;66:719-29.

212 3. Toni DC de, Gottschalk MS, Cordeiro J, Hofmann PPR, Valente VLS. Study of the Drosophilidae
213 (Diptera) communities on Atlantic Forest islands of Santa Catarina State, Brazil. *Neotrop*
214 *entomol.* juin 2007;36:356-75.

215 4. Delbac L, Rusch A, Thiery D, Thiéry D. Temporal dynamics of *Drosophila suzukii* in vineyard
216 landscapes. *Entomologia Generalis.* 2020;40:285-95.

217 5. Carson HL. The Ecology of *Drosophila* Breeding Sites. University of Hawaii Foundation Lyon
218 Arboretum Fund; 1971. 40 p.

219 6. Markow TA, O'Grady P. Reproductive ecology of *Drosophila*. *Functional Ecology.*
220 2008;22(5):747-59.

221 7. Tait G, Mermer S, Stockton D, Lee J, Avosani S, Abrieux A, et al. *Drosophila suzukii* (Diptera:
222 Drosophilidae): A Decade of Research Towards a Sustainable Integrated Pest Management
223 Program. *Journal of Economic Entomology.* 1 oct 2021;114(5):1950-74.

224 8. Hamby KA, Bolda MP, Sheehan ME, Zalom FG. Seasonal Monitoring for *Drosophila suzukii*
225 (Diptera: Drosophilidae) in California Commercial Raspberries. *Environmental Entomology.* 1
226 août 2014;43(4):1008-18.

227 9. Harris DW, Hamby KA, Wilson HE, Zalom FG. Seasonal monitoring of *Drosophila suzukii* (Diptera:
228 Drosophilidae) in a mixed fruit production system. *Journal of Asia-Pacific Entomology.* 1 déc
229 2014;17(4):857-64.

230 10. Kremmer L, Thaon M, Borowiec N, David J, Poirié M, Gatti JL, et al. Field Monitoring of
231 *Drosophila suzukii* and Associated Communities in South Eastern France as a Pre-Requisite for
232 Classical Biological Control. *Insects.* 16 nov 2017;8(4):124.

233 11. Briem F, Dominic AR, Golla B, Hoffmann C, Englert C, Herz A, et al. Explorative Data Analysis of
234 *Drosophila suzukii* Trap Catches from a Seven-Year Monitoring Program in Southwest Germany.
235 *Insects.* 24 sept 2018;9(4):125.


- 236 12. Geiger R. Klassifikation der Klimate nach W. Köppen. In: Landolt-Börnstein – Zahlenwerte und
237 Funktionen aus Physik, Chemie, Astronomie, Geophysik und Technik, alte Serie. Berlin: Springer;
238 1954. p. 603-7.
- 239 13. Kottek M, Grieser J, Beck C, Rudolf B, Rubel F. World Map of the Köppen-Geiger climate
240 classification updated. Meteorologische Zeitschrift. 10 juill 2006;15(3):259-63.
- 241 14. Yassin A, David J. Revision of the Afrotropical species of *Zaprionus* (Diptera, Drosophilidae), with
242 descriptions of two new species and notes on internal reproductive structures and immature
243 stages. ZooKeys. 23 juill 2010;51:33-72.
- 244 15. Yassin A. Molecular and Morphometrical Revision of the *Zaprionus tuberculatus* Species
245 Subgroup (Diptera: Drosophilidae), with Descriptions of Two Cryptic Species. Annals of the
246 Entomological Society of America. 1 nov 2008;101(6):978-88.
- 247 16. Tsacas L, David J, Allemand R, Pasteur G, Chassagnard MT, Derridj S. Biologie Évolutive du Genre
248 *Zaprionus* Recherches sur le Complexe Spécifique de *Z. Tuberculatus* [Dipt. Drosophilidae].
249 Annales de la Société entomologique de France (NS). 30 avr 1977;13(2):391-415.
- 250 17. Tsacas L. Family: Drosophilidae. In: Catalogue of the Diptera of the afrotropical region. R.W.
251 Crosskey. London: British Museum (Natural History); 1980. p. 673-85.
- 252 18. Chassagnard MT. Esquisse phylogénétique du genre *Zaprionus* Coq. (Diptera: Drosophilidae) et
253 description de trois nouvelles espèces afrotropicales. Naturaliste Canadien (Revue d'Écologie et
254 de Systématique). 1988;115:305-22.
- 255 19. Chassagnard MTh, Kraaijeveld AR. The occurrence of *Zaprionus sensu stricto* in the palearctic
256 region (Diptera: Drosophilidae). Annales de la Société entomologique de France (NS). 31 oct
257 1991;27(4):495-6.
- 258 20. Ebejer MJ. A contribution to the knowledge of the Ephydroidea (Diptera : Camillidae,
259 Campichoetidae and Drosophilidae) of Malta. déc 2001 [cité 11 juill 2023]; Disponible sur:
260 <https://www.um.edu.mt/library/oar/handle/123456789/14943>
- 261 21. Patlar B, Koc B, Yilmaz M, Ozsoy ED. First records of *Zaprionus tuberculatus* (Diptera:
262 Drosophilidae) from the Mediterranean Region, Turkey. Drosophila Information Service.
263 2012;95:94-6.
- 264 22. Raspi A, Grassi A, Benelli G. *Zaprionus tuberculatus* (Diptera Drosophilidae): first records from
265 the European mainland. Bulletin of Insectology. 2014;67(1):157-60.
- 266 23. Chireceanu C, Chiriloaie A, Teodoru A. FIRST RECORD OF THE SPOTTED WING DROSOPHILA
267 DROSOPHILA SUZUKII (DIPTERA: DROSOPHILIDAE) IN ROMANIA. Romanian Journal for Plant
268 Protection. 1 janv 2015;VIII:86-95.
- 269 24. Ben Halima Kamel M, Ben Cheik Z, Zouari S, Mdellel L, Balmès V. First report of *Zaprionus*
270 *indianus* and *Z. tuberculatus* (Diptera: Drosophilidae) in Tunisia. EPPO Bulletin.
271 2020;50(2):307-10.
- 272 25. Cavalcanti FAGS, Ribeiro LB, Marins G, Tonelli GSSS, Bão SN, Yassin A, et al. Geographic
273 Expansion of an Invasive Fly: First Record of *Zaprionus tuberculatus* (Diptera: Drosophilidae) in
274 the Americas. Annals of the Entomological Society of America. 1 mai 2022;115(3):267-74.

- 275 26. Zengin E. Occurrence of invasive species and seasonal dynamics of fruit flies (Diptera:
276 Drosophilidae) species in Uşak province, Turkey. Rev Soc Entomol Arg. 31 mars 2020;79(1):21-30.
- 277 27. Constantina C, Teodoru A, Chiriloaie A. THE FIRST DETECTION OF FRUIT FLY ZAPRIONUS
278 TUBERCULATUS MALLOCH (DIPTERA: DROSOPHILIDAE) IN THE EASTERN PART OF EUROPE
279 (ROMANIA). ANNALS OF THE UNIVERSITY OF CRAIOVA. 1 janv 2015;VOL. XX (LVI):377-82.
- 280 28. Medley KA. Niche shifts during the global invasion of the Asian tiger mosquito, *Aedes albopictus*
281 Skuse (Culicidae), revealed by reciprocal distribution models: Niche shifts and global invasion.
282 Global Ecology and Biogeography. janv 2010;19(1):122-33.
- 283 29. Petersen MJ. Evidence of a climatic niche shift following North American introductions of two
284 crane flies (Diptera; genus Tipula). Biol Invasions. 1 avr 2013;15(4):885-97.
- 285 30. Hill MP, Gallardo B, Terblanche JS. A global assessment of climatic niche shifts and human
286 influence in insect invasions. Global Ecology and Biogeography. 2017;26(6):679-89.
- 287 31. Wei J, Zhang H, Zhao W, Zhao Q. Niche shifts and the potential distribution of *Phenacoccus*
288 *solenopsis* (Hemiptera: Pseudococcidae) under climate change. PLOS ONE. 10 juill
289 2017;12(7):e0180913.
- 290 32. Ørsted IV, Ørsted M. Species distribution models of the Spotted Wing Drosophila (*Drosophila*
291 *suzukii*, Diptera: Drosophilidae) in its native and invasive range reveal an ecological niche shift.
292 Journal of Applied Ecology. 2019;56(2):423-35.
- 293 33. da Mata RA, Tidon R, Côrtes LG, De Marco P, Diniz-Filho JAF. Invasive and flexible: niche shift in
294 the drosophilid *Zaprionus indianus* (Insecta, Diptera). Biol Invasions. 1 mai 2010;12(5):1231-41.
- 295 34. Dubreuil V. Le changement climatique en France illustré par la classification de Köppen. La
296 Météorologie. 2022;116:37-47.
- 297 35. Lachaise D, Tsacas L, Couturier G. The Drosophilidae Associated with Tropical African Figs.
298 Evolution. 1982;36(1):141-51.
- 299 36. Lachaise D, Tsacas L. Breeding Sites in Tropical African Drosophilids. In: The Genetics and Biology
300 of *Drosophila*. Ashburner M, Carson HL, Thompson JN. Academic Press; 1984. p. 221-332.
- 301 37. Balmès V, Mouttet R. The drosophilid risk on imports. EPPO Bulletin. 2019;49(1):122-6.
- 302 38. Vilela C, Teixeira É, Stein C. Nova praga nos figos: *Zaprionus indianus* Gupta, 1970. Informativo da
303 Sociedade Entomológica do Brasil. 1 août 1999;21:2.
- 304 39. Dettler MA, Barrientos GN, Martinez E, Ansa MA, Santadino MV, Coviella CE, et al. Field
305 infestation level of *Zaprionus indianus* and *Drosophila suzukii* (Diptera: Drosophilidae) in *Ficus*
306 *carica* (Rosales: Moraceae) and *Rubus idaeus* (Rosales: Rosaceae) in the Northeast of Buenos
307 Aires province. Revista de la Sociedad Entomologica Argentina. nov 2021;80(3):43-7.
- 308 40. Vilela C. Is *Zaprionus indianus* Gupta, 1970 (Diptera, Drosophilidae) currently colonizing the
309 Neotropical region? *Drosophila Information Service*. 31 juill 1999;82.
- 310 41. Linde K van der, Steck GJ, Hibbard K, Birdsley JS, Alonso LM, Houle D. First Records of *Zaprionus*
311 *indianus* (Diptera: Drosophilidae), a Pest Species on Commercial Fruits from Panama and the
312 United States of America. The Florida Entomologist. 2006;89(3):402-4.

313 42. Bernardi D, Andrezza F, Botton M, Baronio CA, Nava DE. Susceptibility and Interactions of
314 *Drosophila suzukii* and *Zaprionus indianus* (Diptera: Drosophilidae) in Damaging Strawberry.
315 *Neotrop Entomol.* févr 2017;46(1):1-7.

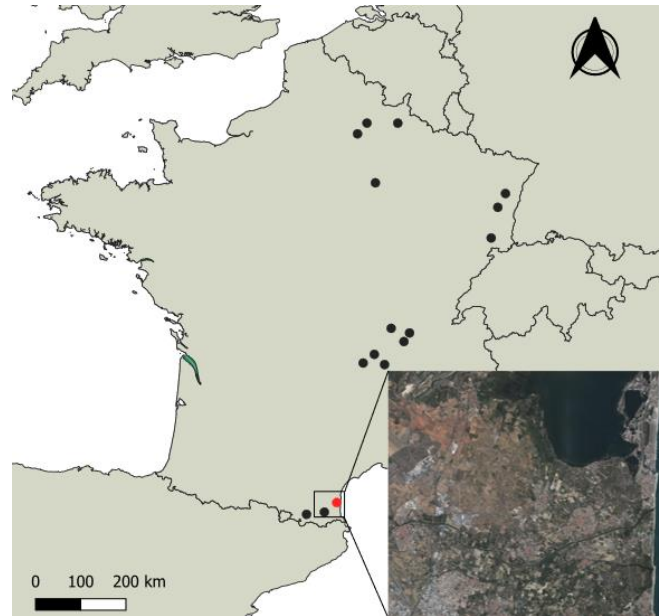
316 43. EFSA P on PH (PLH), Bragard C, Baptista P, Chatzivassiliou E, Di Serio F, Gonthier P, et al. Pest
317 categorisation of *Zaprionus indianus*. *EFSA Journal.* 2022;20(3):e07144.

318
319
320
321
322
323



324
325 *Figure 1. Z. tuberculatus: dorsal view (a), lateral view (b) and detail of the protruding tubercle on the forefemur of a male;*
326 *detail of the ovipositor of a female.*

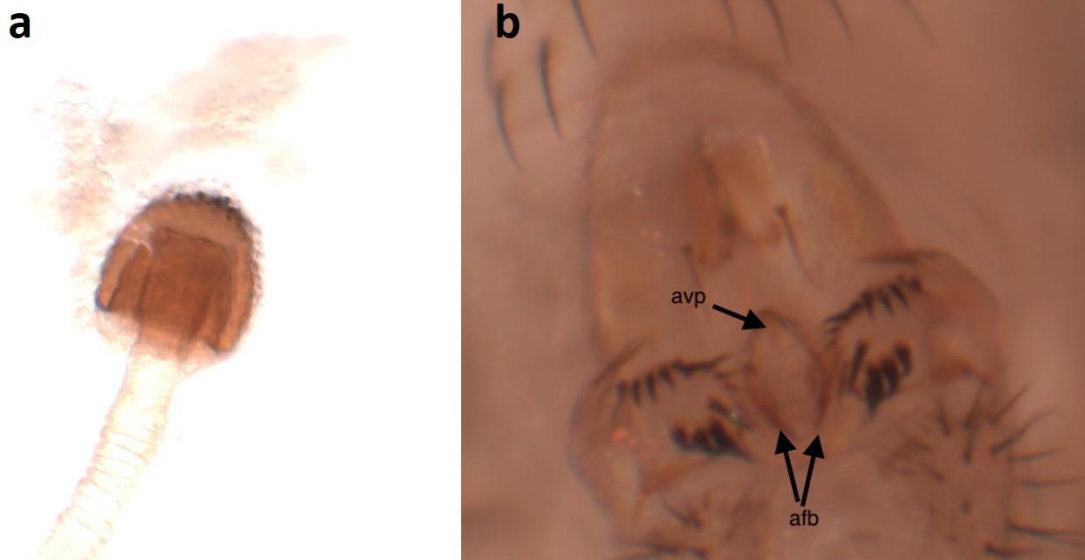
327



328

329 *Fig.2 French locality (red dot) where specimens of Z. tuberculatus were collected. Black dots represent the other monitored*
330 *localities where no Z. tuberculatus specimens were collected during the same period. (© EuroGeographics for the*
331 *administrative boundaries and IGN BD-ORTHO for the satellite image)*

332



333

334 *Figure 3. Detail of female spermathecae (a) and male aedeagus (b) of trapped individuals of Z. tuberculatus (avp: aedeagal*
335 *ventral process, afb: aedeagal flap border).*

336

337

338

339

340

341

342 Table 1. Occurrence of *Z. tuberculatus* collected in France. Number of male and female *Z. tuberculatus*
 343 and all other Drosophilidae trapped in a fig orchard and a hedgerow nearby during one-year
 344 monitoring in 2022-23. Temperatures indicated are average, minimum (min) and maximum (max) of
 345 average daily temperature recorded every 15 minutes by TMS-4 dataloggers (TOMST, Czech Republic)
 346 at 15cm above the soil surface.

Date collected	Fig orchard				Hedgerow			
	<i>Zaprionus tuberculatus</i>		Other Drosophilidae	Daily temperature (average ; min - max)	<i>Zaprionus tuberculatus</i>		Other Drosophilidae	Daily temperature (average ; min - max)
	Males	Females			Males	Females		
March 2022	0	0	36	11.8 ; 8.9 - 17.6	0	0	67	11.9 ; 8.9 - 17.6 °C
April 2022	0	0	58	15.1 ; 6.5 - 22.2	0	0	33	15.1 ; 5.9 - 22.3 °C
May 2022	0	0	1	20.9 ; 17.1 - 26.2	0	0	32	20.2 ; 17.3 - 25.6 °C
June 2022	0	0	131	25.5 ; 21.3 - 30.3	0	0	172	24.4 ; 20.2 - 29.3 °C
July 2022	0	0	650	28.7 ; 24.7 - 32.7 °C	11	19	1356	27.5 ; 23.2 - 32.1 °C
August 2022	12	13	390	28.3 ; 24.0 - 33.4 °C	13	14	479	27.7 ; 23.7 - 32.6 °C
September 2022	0	0	5	22.4 ; 16.2 - 27.7 °C	4	4	168	22.4 ; 16.3 ; 27.7 °C
October 2022	4	2	227	19.5 ; 17.2 - 21.8 °C	6	6	330	19.6 ; 17.3 - 21.9 °C
November 2022	0	0	2	13.0 ; 7.6 - 19.0 °C	0	0	81	13.6 ; 8.6 - 19.9 °C
December 2022	0	0	0	9.2 ; 2.7 - 14.1 °C	0	0	2	10.0 ; 4 - 15.3 °C
January 2023	0	0	27	7.6 ; 3.0 - 12.8 °C	2	1	24	8.1 ; 3 - 13.8 °C
February 2023	0	0	71	8.9 ; 3.6 - 14.4 °C	0	0	50	9.5 ; 3.5 - 15.2 °C

347

348