

Linzer biol. Beitr.	36/2	593-613	30.11.2004
---------------------	------	---------	------------

New species and records of Staphylinidae from Greece (Insecta: Coleoptera)

V. ASSING

Abstract: Seven species of Staphylinidae from Greece are described, illustrated and distinguished from similar congeners: *Proteinus creticus* sp.n. (eastern Crete), *Proteinus utriarius* sp.n. (Greece, Turkey), *Lathrobium* (s.str.) *olympicum* sp.n. (Olympos), *L.* (s.str.) *vitsiense* sp.n. (Oros Vitsi), *Oligota viti* sp.n. (Pilion), *Cypha graeca* sp.n. (Levkás, Pelopónnisos, Crete), and *Geostiba ossaica* sp.n. (Thessalia: Ossa Oros). One synonymy is proposed: *Meotica marchica* BENICK 1953 = *M. vailatii* PACE 2001, syn. n. Additional records, among them four first records from Greece, are presented for several little known species of Staphylinidae. The habitus and sexual characters of *Alpinia meschniggi* BERNHAUER and *Tectusa meschniggi* BERNHAUER are illustrated.

Key words: Coleoptera, Staphylinidae, Palaearctic region, Greece, taxonomy, new species, new records, endemism.

1. Introduction

The staphylinid fauna of Greece is still poorly known, a fact not only reflected by the near absence of faunistic studies and regional species lists, but also by the rather large number of new taxa described only in the recent past. Not surprisingly, most of the new – or still undescribed – species belong to larger aleocharine genera with a high proportion of endemics, such as *Leptusa* KRAATZ (some 25 species recorded from Greece), *Geostiba* THOMSON (36 species recorded from Greece), and the unrevised genus *Tectusa* BERNHAUER (probably more than 40 Greek species, most of them undescribed) (e. g. ASSING 1999, 2000, 2002, 2003; ASSING & WUNDERLE 1999, 2001; ZERCHE 2002). However, the recent additions to the Greek fauna also include numerous species from other aleocharine genera and other staphylinid subfamilies, especially Omaliinae and Paederinae. Not surprisingly, therefore, material examined since the last contribution to the Staphylinidae fauna of Greece (ASSING 2002) contained several new species and yielded some records of zoogeographic interest.

2. Material and measurements

The material referred to in this study is deposited in the following public institutions and private collections:

FMNH..... Field Museum of Natural History, Chicago (via L. Zerche)
OÖLL..... Oberösterreichisches Landesmuseum Linz (Biologiezentrum)
cAss author's private collection
cSch Private collection M. Schülke, Berlin
cWun..... Private collection P. Wunderle, Mönchengladbach

The measurements are given in mm and abbreviated as follows:

AL: length of antenna; HW: maximal head width; HL: head length from front margin of clypeus to neck; PW: maximal width of pronotum; PL: length of pronotum along median line; EL: length of elytra from apex of scutellum to elytral hind margin; EW: width of elytra; AW: width of abdomen; HTiL: length of metatibia; HTaL: length of metatarsus; ML: length of median lobe of aedeagus; TL: total length from apex of mandibles to abdominal apex.

3. New species and new records

Quedius ochripennis (MÉNÉTRIÉS)

M a t e r i a l e x a m i n e d : Greece, Thessalia: 2♂♂, Ossa Oros, S Spilia, 39°46'14N, 22°39'44E, 1040 m, *Abies* forest, 22.VII.2004, leg. Assing (cAss).

C o m m e n t : First record from Greece.

Proteinus meuseli DAUPHIN

M a t e r i a l e x a m i n e d : Greece, Makedhonia: 1♂, Kavála, W-Rhodopi, near Skaloti, Karandere forest, Elatia, 1500-1600 m, 13.-14.VI.2002, leg. Brachet (cFel). [Bosnia-Herzegovina: 1♂, Vlasic Planina, 1700 m, 5.V.1990, leg. Wunderle (cAss).

C o m m e n t : The species was previously known only from Croatia and Romania (DAUPHIN 1995b) and is here recorded from Greece and Bosnia-Herzegovina for the first time.

Proteinus zanettii DAUPHIN (Figs 1-2)

M a t e r i a l e x a m i n e d : Greece, Makedhonia: 1♂, 1♀, Flórina, 40 km NE Flórina, Oros Voras, 40°53N, 21°48E, 1650 m, 22.IV.2000, leg. Assing (cAss).

C o m m e n t : *Proteinus zanettii* was described only recently by DAUPHIN (1999) based on a single male from "Polludroso" [probably misspelled and correctly referring either to Polidhrosos in Fokis or Polidhrosos in Laconia]. The species is here recorded for the first time since the original description. The two specimens listed above were sifted from deep litter layers in a beech forest at an altitude of 1650 m. The species has conspicuous internal structures in the internal sac of the aedeagus (Fig. 2), which are not illustrated by DAUPHIN (1999).

Proteinus creticus sp.n. (Figs 3-7, Map 1)

H o l o t y p e ♂ : GR Ostkreta, Nordhang, Katharo-Ebene, ca. 1200 m, 15.4.2000, Meybohm /

Holotypus ♂ *Proteinus creticus* sp.n. det. V. Assing 2004 (cAss). Paratypes: 1 ♀: same data as holotype (cAss); 1 ♂ [slightly teneral]: GR Kreta, Dikti-Geb., Selakano, N35°05' E025°32', 850 m, 9.3.2001, Meybohm (cAss).

Description: 1.8-2.2 mm. Habitus as in Fig. 3. Body blackish, with the elytra and the pronotal margins indistinctly lighter; legs testaceous; antenna with antennomere I rufous, antennomeres II and III dark brown to blackish, and IV-XI black.

Head as in *P. brachypterus* (FABRICIUS) with distinct microreticulation and barely noticeable fine puncturation; antenna as in *P. brachypterus* (Fig. 4)

Pronotum of similar shape as in *P. brachypterus*, but more strongly transverse, approximately 1.8 times as wide as long and 1.3-1.4 times as wide as head; posterior margin very finely margined; microsculpture and puncturation similar to those of head.

Elytra at suture approximately 2.2 times as long as pronotum; puncturation and microsculpture as in *P. brachypterus*. Hind wings fully developed. Abdomen as in *P. brachypterus*.

♂: protarsus weakly modified, first tarsomere only slightly dilated and elongated; mesofemur unmodified; modifications of mesotibia similar to those of *P. brachypterus*: weakly bent, dorsally with carina, proximal face (i. e. the side facing the body) flattened, and ventrally in distal half with 12-15 short stout black peg-setae (Fig. 5); modifications of metatibia similar to those of mesotibia, but less extensively flattened and ventrally in distal half only with 3-7 peg-setae, which are much shorter and smaller than those of mesotibia; aedeagus without distinct internal structures, shaped as in Figs 6-7.

Etymology: The name (adj.) is derived from the name of the island where the type locality is situated.

Comparative notes: *Proteinus creticus* is highly similar and, as can be inferred from the similar male sexual characters, probably also very closely related to *P. brachypterus*. Both species are reliably distinguished only by the different shape of the aedeagus. For illustrations of the aedeagi of other species occurring in Greece see DAUPHIN (1995a, 1995b, 1999).

Distribution and bionomics: The species is currently known only from two locality in eastern Crete (Map 1), where the types were found at altitudes of 850 and 1200 m. The male paratype is teneral.

Proteinus utrarius sp.n. (Figs 8-11, Map 1)

Holotype ♂: GR Fthiotis, Oros Kallidromo, 2, SSE Lamia, 38°45'29N, 22°28'08E, 940 m, *Abies* wood, 02.IV.2001, V. Assing / **Holotypus** ♂ *Proteinus utrarius* sp.n. det. V. Assing 2004 (cAss). **Paratypes**: 5 ♂♂, 9 ♀♀: same data as holotype (OÖLL, cAss); 1 ♂: Oros Kallidromo, 38°44'26N, 22°31'41E, 1250 m, 7.IV.2001, leg. Wunderle (cWun); 1 ♂: Fthiotis, Oros Iti, 38°49'29N, 22°14'12E, *Abies* wood, 1450 m, 10.IV.2001, leg. Wunderle (cWun); 2 ♂♂, 7 ♀♀: GR. Florina, No. 23, 15 km S Flórina, Oros Vitsi, 1800 m, 40°39N, 21°23E, 21.IV.2000, V. Assing (cAss); 1 ♂, Oros Vitsi, 1880 m, 40°38'29N, 21°23'30E, 25.IV.2000, leg. Wunderle (cWun); 2 ♂♂, 2 ♀♀: GR. Makedhonia, No. 16, Pieria Ori, 900-1000 m, above Skotína, litter, 40°12N, 22°10-11'E, 9.IV.1998, V. Assing (cAss); 1 ♂: GR. Thessalia, 980 m, 3, 25 km NE Lamia, Oros Othris, pasture, 39°04'29N, 22°43'39E, 3.IV.2001, V. Assing (cAss); 1 ♂, 5 ♀♀: same data, but leg. Wunderle (cWun); 2 ♂♂: GR. Voiotia, 900 m, 6, Oros Elikonas, NE Kiriaki, *Abies* wood, 38°22'40N, 22°49'16E, 4.IV.2001, V. Assing (cAss); 1 ♂: GR. N-Evvoia, 19, Oros Lichas, 525 m, *Pinus* wood, 38°51'11N, 22°54'30E, 8.IV.2001, V. Assing (cAss); 3 ♂♂, 2 ♀♀: GR. Fokis, No. 15, 45 km SSW Lamia, Oros Giona, 1700 m, 38°39'36N, 22°19'32E, 11.IV.2000, V. Assing (cAss); 4 ♂♂, 4 ♀♀: GR. Pelopónnisos, 40 km SE Tripoli, SW Ag. Petros, 1100 m, 37°18'49N, 22°30'37E, 22.III.1997, V. Assing (cAss); 1 ♀: same data, but E Ag. Petros, 900 m, 37°19'40N,

22°34'48E (cAss); 1♂, SW Ag. Petros, Karies, 1100m, *Quercus*, 22.III.1997, leg. Wunderle (cWun); 2♂♂: GR. Pelopónnisos, 40 km SE Tripoli, Vourvoura, 920 m, 37°49'51N, 22°27'22E, 27.III.1997, V. Assing (cAss); 1♂: Peloponnes, 40 km SE Tripoli, Vourvouni 920m, Steineiche, Karst, 22.III.1997, leg. Wunderle (cWun); 1♂, 4♀♀: GR. Pelopónnisos, Erimanthos, *Abies*, oberh. Kalendzi, 1200 m, 37°57'02N, 21°46'34E, 27.III.1997, V. Assing (cAss); 2♂♂, 1♀: GR. Pelopónnisos, nördl. Taygetos, W Perivolia, 1300 m, 37°08'44N, 22°16'03E, 24.III.1997, V. Assing (cAss); 1♀: GR. Pelopónnisos, nördl. Taygetos, W Perivolia, 1450 m, 37°08'44N, 22°16'03E, 24.III.1997, V. Assing (cAss); 1♂: GR Karpathos, 1000 m, Kali Limni, 21.4.1999, Meybohm (cAss); 4♂♂, 1♀: GR Rhodos, Salakos Prof. Ilias, östl. Hotels, 500 m, 9.4.1999, Meybohm (cAss); 2♂♂, 5♀♀: TR. - Muğla, No. 19, SE Fethiye, Baba Dağ, above Ovacik, 1450 m, 36°31'59N, 29°11'26E, 30.III.2002, V. Assing (cAss); 1♂: TR. - Muğla, No. 10, 20 km NNE Fethiye, N-exp. oakwood, 970 m, 36°47'28N, 29°11'29E, 27.III.2002, V. Assing (cAss); 1♂: Antalya, W Kemer, S Hisar, *Quercus*, *Carpinus*, 1120 m, 36°44'02N, 30°26'23E, 1♂: Mersin, ca. 30 km NNW Tarsus, 580 m, fallow with decid. trees, 37°10'00N, 34°45'40E, 26.XII.2000, leg. Wunderle (cWun); 7♂♂, 3♀♀: TR. - Adana [16], 15 km E Osmaniye, NW Yarpuz, *Alnus* litter, 37°03'31N, 36°25'43E, 6.IV.2004, leg. V. Assing (cAss); 1♂, 1♀: Gaziantep [24], 33 km E Osmaniye, 1520 m, NE Nurdagi Geç., 37°08'19N, 36°37'09E, 8.IV.2004, leg. V. Assing (cAss); 7♂♂, 2♀♀: TR- Kahramanmaraş [24], 30 km W Baskonus Yaylasi, 1270 m, 37°33'58N, 36°34'10E, 28.IV.2004, Besuchet (OÖLL, cAss, cFel); 1♂, TR. - Antakya [2], 940 m, 22 km S Antakya, SW Şenköy, oak and laurel, 36°00'32N, 36°07'13E, 2.IV.2004, leg. V. Assing (cAss); 3 exs., same data, but leg. M. Schülke (cSch); 1 ex., Ziyaret Dağı, 19 km S Antakya, SW Şenköy, 36°01'48''N, 36°07'19''E, 913 m, E slope, oak & laurel shrubs, sifted, 2.IV.2004, leg. M. Schülke [T04-01]; 1♂: TR. - Antakya, 8a, 25 km S Şenköy, 900 m, sifted *Laurus* litter, 36°01N, 36°07E, 27.IV.2002, Meybohm (cAss); 6♂♂, 1♀, TR - Antakya [10], 1480 m, 9 km SE Iskenderun, 6 km NE Belen, snowfield, 36°31'39N, 36°15'27E, 4.IV.2004, leg. V. Assing (cAss); 1♂: Turkey (Antakya), Nur Dağı, 9 km SE Iskenderun, ca. 5 km NE Belen, N slope, oak & beech forest, sifted, 36°31'19''N, 36°14'50''E, 1240 m, 4.IV.2004, leg. M. Schülke [T04-11]; 13 exs.: Turkey (Antakya), Nur Dağı, 10 km S Iskenderun, W Soğukoluk, ruderal *Pinus* forest with *Quercus*, 36°29'28''N, 36°09'17''E, 760 m, 4. IV. 2004, leg. M. Schülke [T04-08].

Description: 2.0-2.6 mm. Habitus as in Fig. 8. Body blackish, with the narrow margins of the pronotum, as well as the margins and the humeral area of the elytra often indistinctly lighter; legs testaceous; antenna with antennomere I usually rufous, antennomeres II and III dark brown to blackish, and IV-XI black.

Head as in *P. brachypterus*; antenna, too, similar to that of *P. brachypterus*, but antennomere II slightly less massive.

Pronotum of similar morphology as in *P. brachypterus*, but posterior margin not or only indistinctly margined.

Elytra with shape, puncturation, microsculpture, and pubescence as in *P. brachypterus*. Hind wings fully developed. Abdomen as in *P. brachypterus*.

♂: protarsus moderately modified (but distinctly more so than in *P. brachypterus*), first tarsomere distinctly wider than the following tarsomeres and approximately as long as the combined length of protarsomeres II-IV; mesofemur unmodified; modifications of mesotibia similar to those of *P. brachypterus*: weakly bent, dorsally with carina, proximal face (i. e. the side facing the body) flattened, and ventrally in distal half with 11-17 short stout black peg-setae; metatibia unmodified or distally with very few inconspicuous and minute peg-setae; aedeagus of similar general shape as in *P. brachypterus*, but with highly distinctive sclerotised structure in internal sac (Figs 9-11).

Etymology: The name (Lat., noun in apposition: carrier of a hose) refers to the presence of a strongly sclerotised hose-like structure in the internal sac of the aedeagus.

Comparative notes: *Proteinus utrarius* is best distinguished from the highly similar *P. brachypterus* by the conspicuous structure of the internal sac and by the larger and longer male protarsomere I. For illustrations of the aedeagi of other species occurring in Greece see DAUPHIN (1995a, 1995b, 1999).

Distribution and bionomics: The species is widespread and rather common in Greece and Turkey (Map 1). It has been collected mostly by sifting leaf litter in various types of forests and pastures at altitudes of usually 900-1800 m, once also as low as 525 m. On numerous occasions it was found together with *Proteinus brachypterus* and/or *P. ovalis* STEPHENS.



Map 1: Distributions of *Proteinus creticus* sp. n. (open circles) and *P. utrarius* sp. n. (filled circles) in the Eastern Mediterranean.

***Lathrobium* (s.str.) *olympicum* sp.n.** (Figs 12-21, 27)

Holotype ♂: GR. Makedonia [13], Olympos, nr. Refuge A, 2000 m, snowfield, 40°04'57N, 22°22'22E, 26.VII.2004, V. Assing / **Holotypus** ♂ *Lathrobium olympicum* sp.n. det. V. Assing 2004 (cAss). **Paratype** ♀: GR. Makedonia [5], Olympos, nr. Refuge A, 2000 m, snowfield, 40°04'57N, 22°22'22E, 23.VII.2004, V. Assing (cAss).

Description: Measurements (in mm) and ratios (holotype, paratype): HL: 0.65, 0.62; HW: 0.60, 0.57; PL: 0.76, 0.71; PW: 0.54, 0.51; EL: 0.47, 0.45; ML: 0.77; TL: 5.02, 5.14; HL/HW: 1.08, 1.08; HW/PW: 1.11, 1.12; PL/PW: 1.39, 1.38; EL/PL: 0.62, 0.64.

Habitus as in Fig. 12. Coloration of body uniformly rufous to yellowish brown.

Head weakly oblong (see ratio HL/HW); eyes very small, without distinct ommatidia and without pigmentation (Fig. 14), not projecting from lateral outline of head in dorsal view; punctuation moderately coarse and rather sparse, interstices in central dorsal area about 2-3 times as wide as punctures; microsculpture composed of isodiametric to short oblong meshes (Fig. 13). Antennae as in Fig. 12.

Pronotum with subparallel lateral margins (dorsal view), distinctly narrower than head (see ratio HW/PW); punctuation similar to that of head; microsculpture absent (Fig. 13).

Elytra at suture distinctly shorter than pronotum (see ratio EL/PL) and about 1.2 times as wide as pronotum; punctuation very fine, sparse and ill-defined (Fig. 13). Hind wings absent.

Abdomen widest at segment VII, slightly wider than elytra (Fig. 12); punctuation dense

and fine; microsculpture present, but shallow; posterior margin of tergite VII without palisade fringe.

♂: sternite VII with shallow median impression, weakly modified pubescence, and weakly concave posterior margin (Fig. 15); sternite VIII with weakly modified pubescence, posterior margin with relatively small median emargination (Fig. 16); aedeagus as in Figs 17-20.

♀: posterior margin of tergite VIII weakly convex in the middle; sternite VIII shaped as in Fig. 21, posterior margin strongly convex.

E t y m o l o g y : The name (adj.) is derived from the Olympos mountain range, where the type locality is situated.

C o m p a r a t i v e n o t e s a n d s y s t e m a t i c s : Previously, only three species of microphthalmous *Lathrobium* were known from Greece: *L. wunderlei* ASSING & SCHÜLKE (Pieria Óri), *L. vorasense* ASSING & WUNDERLE (Voras Oros), and *L. bodemeyeri* BERNHAUER (NE-Greece, NW-Turkey). From all these species, *L. olympicum* is distinguished especially by the male sexual characters; for illustrations of the related species see ASSING (2001), ASSING & SCHÜLKE (2000), and ASSING & WUNDERLE (2001). In addition, the new species is distinguished from the similar Greek congeners as follows:

from *L. wunderlei* by a posteriorly less strongly dilated head, slightly larger eye rudiments, and by a posteriorly unmodified ♀ tergite VIII (in *L. wunderlei* strongly pointed);

from *L. vorasense* by a posteriorly less strongly dilated head, slightly larger eye rudiments, sparser puncturation of the pronotum, and by a posteriorly simply convex ♀ sternite VIII (in *L. vorasense* with blade-like projection);

and from *L. bodemeyeri* especially by much smaller size, distinctly lighter coloration, much smaller eye rudiments, shorter head, less convex (cross-section) head and pronotum, and sparser puncturation of the forebody.

D i s t r i b u t i o n a n d b i o n o m i c s : As can be inferred from the adaptive reductions of eye size, pigmentation, and wings, as well as from the circumstances of collection and the restricted distributions of the closely related congeners, *L. olympicum* sp.n. is very likely to be endemic to the Olympos range. It was collected by turning stones at the edge of a large snowfield on coarse scree at an altitude of 2000 m (Fig. 27).

***Lathrobium* (s.str.) *vitsiense* sp.n.** (Figs 22-26)

H o l o t y p e ♀ : GR. Florina, No. 21, 15 km S Flórina, Oros Vitsi, 1880 m, 40°39'N, 21°23'E, 21.IV.2000, V. Assing / Holotypus ♀ *Lathrobium vitsiense* sp.n. det. V. Assing 2004 (cAss).

D e s c r i p t i o n : Measurements (in mm) and ratios (holotype): HL: 0.68; HW: 0.57; PL: 0.76; PW: 0.53 EL: 0.45; TL: 5.4; HL/HW: 1.18; HW/PW: 1.09; PL/PW: 1.43; EL/PL: 0.60.

Habitus as in Fig. 22. Coloration of body uniformly yellowish red.

Head distinctly oblong (see ratio HL/HW), of ovoid shape, not distinctly dilated posteriorly (Fig. 23); eyes completely reduced (Fig. 24); puncturation moderately coarse and rather sparse, interstices in central dorsal area about 2-3 times as wide as punctures; microsculpture distinct, composed of isodiametric meshes. Antennae as in Fig. 22.

Pronotum with subparallel lateral margins (dorsal view), slightly narrower than head (see

ratio HW/PW); puncturation similar to that of head, but much denser; microsculpture absent (Fig. 23).

Elytra at suture distinctly shorter than pronotum (see ratio EL/PL) and about 1.1 times as wide as pronotum; puncturation very ill-defined, barely visible. Hind wings absent.

Abdomen widest at segments VI/VII, approximately 1.2 times as wide as elytra (Fig. 22); puncturation dense and fine; microsculpture present, but shallow; posterior margin of tergite VII without palisade fringe.

♂: unknown.

♀: tergite VIII weakly convex posteriorly (Fig. 25); posterior margin of the relatively large sternite VIII strongly convex (Fig. 26).

E t y m o l o g y : The name (adj.) is derived from the Oros Vitsi, where the type locality is situated.

Comparative notes and systematics : From all the microphthalmous congeners occurring in Greece (see comparative notes below the preceding species), *L. vitsiense* is readily distinguished by the complete absence of eye rudiments and by the ovoid head shape. The similarly eyeless *L. anophthalmum* FAUVEL from Serbia (holotype examined) is distinguished from *L. vitsiense* by larger body size, a larger and relatively wider head, coarser and denser puncturation of head and pronotum, longer antennae with weakly oblong antennomeres IV and V, a relatively broader pronotum, and by wider elytra with coarser and better defined puncturation. For comparison, the measurements and ratios of the holotype of *L. anophthalmum* are given: HL: 0.74; HW: 0.68; PL: 0.85; PW: 0.62 EL: 0.53; HL/HW: 1.09; HW/PW: 1.10; PL/PW: 1.32; EL/PL: 0.63.

Distribution and bionomics : Like *L. olympicum* sp.n., *L. vitsiense* probably has a very restricted distribution. It may be endemic to the Oros Vitsi, where it was discovered under a stone in a N-exposed beech forest on calcareous soil at an altitude of 1880 m.

Quedius ochripennis (MENETRIES)

Material examined : Greece, Thessalia: 2♂♂, Ossa Oros, S Spilia, 39°46'14N, 22°39'44E, 1040 m, *Abies* forest, 22.VII.2004, leg. Assing (cAss).

Comment : First record from Greece.

Oligota viti sp.n. (Figs 29-35)

Holotype ♂ : Greece - Thessalia, Pilion, Afissos, hollow trunk of *Olea*, 10.IV.2004, leg. Vit / Holotypus ♂ *Oligota viti* sp.n. det. V. Assing 2004 (cAss).

Description : Measurements (in mm) and ratios (holotype): AL: 0.29; HW: 0.20; PL: 0.17; PW: 0.30 EL: 0.20; ML: TL: 1.2; PW/HW: 1.48; PW/PL: 1.82; EL/PL: 1.23.

Habitus as in Fig. 29, body of subparallel shape. Light-coloured species: head, pronotum, elytra, abdominal segments III-IV, and abdominal apex yellowish brown; abdominal segments V-VI dark brown; legs and antennae testaceous, with the apical antennomeres indistinctly darker.

Head slightly transverse, with very fine puncturation and weak microsculpture; eyes large and prominent (Fig. 30). Antennal club composed of the terminal 5 antennomeres,

i. e. antennomeres III-V about as wide as long and antennomeres VI-X distinctly transverse, antennomeres IX more than twice as wide as long (Fig. 30).

Pronotum distinctly transverse and much wider than head (see ratios PW/HW and PW/PL) (Figs 29, 30); puncturation and microsculpture similar to those of head.

Elytra slightly wider and at suture distinctly longer than pronotum (see ratio EL/PL); puncturation less fine than that of head and pronotum (Fig. 29). Hind wings fully developed.

Abdomen subparallel, slightly narrower than elytra; segments VI and VII of subequal length, longer than segments III-V (Fig. 29).

♂: tergite VIII as in Fig. 32; sternite VIII posterior broadly convex (Fig. 31); median lobe of aedeagus very small and of distinctive morphology (Figs 33-35).

♀: unknown.

E t y m o l o g y : The species is dedicated to the Swiss coleopterist Stanislav Vit, who collected the holotype of this species, as well as almost all of the types of *Geostiba ossaica* sp.n. and to whom I am grateful for the generous gift of his staphylinid by-catches.

C o m p a r a t i v e n o t e s a n d s y s t e m a t i c s : From all other species of the genus, *O. viti* is readily distinguished by the shape of the aedeagus, from almost all Western Palaearctic congeners also by the coloration. The morphology of the aedeagus is most similar to that of *O. inversa* ASSING, which, too, occurs in Greece and which is similar also in some other characters (antennal morphology, size, general body shape). The latter, however, is of dark coloration, has a relatively larger head; also, its aedeagus is larger, has a longer and apically obliquely truncate (lateral view) ventral process, and internal structures of different shape. For illustrations of the aedeagus of *O. inversa* see ASSING (2002).

D i s t r i b u t i o n a n d b i o n o m i c s : Although currently known only from the Pilion range, *O. viti* sp.n. is probably more widespread, as can be inferred from the fully developed wings. The holotype was discovered in the hollow trunk of an olive tree.

***Cypha graeca* sp.n. (Figs 36-42)**

H o l o t y p e ♂: GR. Levkas, 400 m, Umg. Lazarata, Streugesiebe, Nr. 1, 25.IX.1993 Assing leg. / Holotypus ♂ *Cypha graeca* sp.n. det. V. Assing 2004 (cAss). **P a r a t y p e s** : 1♂, 3♀ ♀: same data as holotype (cAss); 1♂: GR. Levkas, 100 m, Felswand b. Apolpena, Streugesiebe, Nr. 15, 29.IX.1993, Assing leg. (cAss); 1♂: GR W-Kreta, Derés, 500 m, Bachmoos/Kastanie, 13.10.91, Wunderle (cWun); 1♂: Graecia - Peloponnes Ilia: Erimanthos (S), 3,7 km N Plaka, 900 m, 5.V.1999, I. Wolf (cSch).

D e s c r i p t i o n : Measurements (in mm) and ratios (range, arithmetic mean; n=7): AL: 0.51-0.56, 0.53; HW: 0.041-0.42, 0.41; PW: 0.62-0.66, 0.64; PL: 0.33-0.38, 0.35; EL: 0.35-0.38, 0.36; EW: 0.66-0.71, 0.69; AW: 0.57-0.62, 0.59; TiL: 0.30-0.35, 0.32; TaL: 0.17-0.18, 0.18; ML: 0.36-0.38, 0.37; TL: 1.4-1.7, 1.5; PW/HW: 1.52-1.57, 1.54; PW/PL: 1.76-1.85, 1.82; EL/PL: 1.00-1.09, 1.04; EW/PW: 1.07-1.12, 1.08; AW/EW: 0.85-0.89, 0.87; TiL/TaL: 1.75-1.92, 1.82.

Facies as in Fig. 36. Coloration variable: head blackish brown; pronotum brown to blackish brown, in most specimens with lighter margins; elytra of similar coloration as pronotum or slightly lighter, reddish brown to blackish brown; abdomen dark brown,

with the posterior margins (or halves) of segments III-VI, the posterior half of segment VII, and all of the following segments yellowish to light brown, sometimes more extensively yellowish; legs yellowish to light brown; antennae yellowish to brown, often more or less bicoloured, with the basal antennomeres lighter than the apical ones.

Head and pronotum with sparse and extremely fine, barely noticeable puncturation; microsculpture indistinct, pubescence depressed. Antenna with antennomere I large and weakly oblong; II slightly shorter and narrower, about 1.5 times as long as wide or slightly more oblong; III-V minute, much narrower than II, of subequal length, and usually about twice as wide as long; VI and VII slightly larger than III-V, weakly oblong; VIII-X forming distinct club, of similar width; VIII and IX approximately as wide as long; XI about as long as the combined length of VIII and IX (Fig. 38).

Pronotum with posterior angles indistinct, completely rounded; distinctly transverse (see ratios PL/PW, PW/HW, and Fig. 37).

Elytra wider and at suture usually slightly longer than pronotum (see ratios EW/PW, EL/PL, and Fig. 37); puncturation as fine as that of pronotum; microsculpture distinct, composed of diagonal striae and long meshes. Hind wings present. Metatarsi slightly more than half the length of metatibiae (see ratio TiL/TaL); metatarsomere I long, about as long as the combined length of the following tarsomeres.

Abdomen with distinct microsculpture and extremely fine sparse puncturation; posterior margin of tergite VII with palisade fringe.

♂: protarsomere I moderately dilated, slightly shorter than the combined length of the three following tarsomeres; aedeagus with apex of distinctive shape (Figs 39-42).

E t y m o l o g y: The name (Lat., adj.) refers to the fact that, so far, the species has become known only from Greece.

C o m p a r a t i v e n o t e s: The species is readily separated from all its congeners by the distinctive morphology of the aedeagus.

D i s t r i b u t i o n a n d b i o n o m i c s: Since *C. graeca* has become known from Levkas, the Pelopónnisos, and Crete, it can be expected to be widespread. The types were sifted from leaf litter in a stand oak and cypress, below shrubs, and from moss below chestnut trees at altitudes of 100-900 m.

***Geostiba (Tropogastrosipalia) ossaica* sp.n. (Figs 43-51)**

H o l o t y p e ♂: Greece - Thessalia, Ossa Oros, E Spilia, fern litter, 850 m, 8.V.2004, leg. Vit / Holotypus ♂ *Geostiba ossaica* sp.n. det. V. Assing 2004 (cAss). **P a r a t y p e s**: 7♂♂, 12♀♀: same data as holotype (OÖLL, cAss); 1♀: GR. Thessalia [4], Ossa Oros, NE Spilia, 1450 m, N-slope, 39°48'27N, 22°40'45E, 22.VII.2004, V. Assing (cAss).

D e s c r i p t i o n: 2.1-2.6 mm. Coloration: head dark brown to blackish; pronotum and elytra light brown to dark brown, usually at least slightly lighter than head; abdomen dark brown to blackish, usually with the anterior segments and the apex at least slightly lighter; legs yellowish; antennae yellowish to yellowish brown.

Head and pronotum with shallow microreticulation (Fig. 43). Eyes approximately half the length of postgenae in dorsal view.

Pronotum approximately as long as wide to weakly transverse; with very weak sexual dimorphism, in large ♂ with slightly more convex or indistinctly pointed posterior margin; microsculpture slightly more distinct than that of head (Fig. 43).

Elytra in large ♂ with extensive depression, near suture with ill-delimited and not very pronounced elevation, and with granulose puncturation (Fig. 43); in ♀ unmodified and with sparse and fine puncturation.

Abdomen with very fine and sparse puncturation and with moderately pronounced microsculpture; posterior margin of tergite VII with rudiments of a palisade fringe.

♂: abdominal tergites III-V unmodified; process of tergite VII in antero-dorsal view relatively broad (Fig. 44) and in lateral view very slender and rather erect (Fig. 45); posterior margin of tergite VIII angled in the middle (Fig. 46); sternite VIII as in Fig. 47; median lobe of aedeagus with relatively large cristal process in lateral view (Fig. 48).

♀: tergite and sternite VIII as in Figs 49-50; spermatheca as in Fig. 51.

E t y m o l o g y : The name (Lat., adj.) is derived from the Ossa Oros, where the type locality is situated.

I n t r a s p e c i f i c v a r i a t i o n : In small males, the secondary sexual characters on the elytra and the process of tergite VII may be (almost) completely reduced.

C o m p a r a t i v e n o t e s : In the key by ASSING (2003), the species would key out at couplet 30. In order to account for the new species, it is modified as follows:

- 30 ♂: elytra without distinct sutural carinae 30a
 - ♂: elytra with distinct sutural carinae..... 31
 30a ♂: process of tergite VII in large ♂♂ short (Figs 59-60 in ASSING (1999)); elytra less transverse, without distinct depression, and with distinctly oblong elevation near apex of scutellum; aedeagus with short and slender cristal process (Figs 53-56 in ASSING (1999)). Menikio, Vrontóus (NE-Greece)..... *G. menikioensis* ASSING
 - ♂: process of tergite VII in large ♂♂ much longer (Figs 45-46); elytra distinctly transverse, with extensive depression, and with ill-defined (but not distinctly oblong) elevation near apex of scutellum (Fig. 43); aedeagus with relatively large cristal process (Fig. 48). Thessalia: Ossa Oros..... *G. ossaica* sp.n.

The geographically closest congeners of the subgenus *Tropogastrosipalia* are *G. armata* (EPPELSHEIM), which is relatively widespread and also occurs in the Olympos range, *G. moczariskii* (SCHEERPELTZ), and *G. pauli* ASSING, both from the Pilion range. Both *G. armata* and *G. moczariskii* are readily distinguished from *G. ossaica* by the presence of tubercles on the anterior tergites of the male, and *G. pauli* is separated by the pronounced sexual dimorphism of the pronotum. For more detailed descriptions and a key see ASSING (1999, 2003).

D i s t r i b u t i o n a n d b i o n o m i c s : As can be inferred from the restricted distributions of the other species of the subgenus, *G. ossaica* probably has a restricted distribution and is likely to be endemic to the Ossa Oros, where the types were collected in *Abies* forests with fern undergrowth at altitudes of 850 and 1450 m.

***Alpinia meschniggi* (BERNHAEUER) (Figs 27-28, 52-54)**

M a t e r i a l e x a m i n e d : Greece, Makhedonia: 10 exs., Olympos, below Refuge A, 40°04'57N, 22°22'22E, 2000 m, E-exposed snowfield on scree, 23.&26.VII.2004, leg. Assing (cAss); 193 exs., Olympos, below Skolio peak, 40°04'40N, 22°21'23E, 2630 m, N-exposed snowfield on gravel, 24.-25.VII.2004, leg. Assing (cAss); 11 exs., Olympos, below Skolio peak, 40°04'43N, 22°21'14E, 2670 m, snowfield on scree, under stones, 25.VII.2004, leg. Assing (cAss); 275 exs., Olympos, below Refuge A, 40°04'46N, 22°22'18E, 2020 m, pine forest, E-exposed snowfield on scree, under stones and sifted, 26.VII.2004, leg. Assing (cAss). Some of the material is deposited in cWun, the Deutsches Entomologisches Institut Eberswalde, as well as in the private collections of Benedikt Feldmann, Münster, and Michael Schülke, Berlin.

C o m m e n t s : The species is the sole Greek representative of the genus and endemic to the Olympos range, from where it has not been recorded since its description (BERNHAEUER 1928). It was found in considerable quantities (499 specimens!) by turning stones and by sifting soil at the edges of snowfields on gravel and on scree (Figs 27-28). The facies and genitalia are shown in Figs 52-54.

***Maurachelia roubali* (LOHSE) (Fig. 55)**

M a t e r i a l e x a m i n e d : Greece: 1♂, Thessalia, 25 km NE Lamia, Oros Othris, 39°04'N, 22°44'E, 980 m, pasture, 3.IV.2001, leg. Assing (cAss); 1♂, Fthiotis, Oros Kallidromo, SSE Lamia, 38°45'N, 22°30'E, 990 m, flooded pasture, 12.IV.2001, leg. Lompe (cAss); 1♀ [teneral], Fthiotis, Oros Íti, 38°49'N, 22°14'E, 1400 m, subalpine pasture, 10.IV.2001, leg. Assing (cAss); 1♀ [teneral], Fthiotis, Oros Oxia, SW Paleochori, 38°49'43'N, 21°55'42'E, 1500m, N-slope, pasture near stream, 11.IV.2001, leg. Assing (cWun).

C o m m e n t s : The species was previously known only from Austria and Slovakia and is here recorded from Greece for the first time. Its habitus is illustrated in Fig. 55. The identification of the specimens is based on a comparison with type material. Two females collected in April were teneral.

***Tectusa meschniggi* (BERNHAEUER) (Figs 28, 56-62)**

Ocyusa (Leptusina) meschniggi BERNHAEUER 1928: 21 f.

T y p e e x a m i n e d : Syntype ♂ [without aedeagus]: ♂ / 3659 / Thessalien, Olymp, 2000m, alp. Meschnigg, *Ocyusa Meschniggi* Bernh. Typus / Chicago NHMus, M. Bernhauer Collection (FMNH).

M a t e r i a l e x a m i n e d : Greece: 2♂♂, 3♀♀: Olympos, below Refuge A, 40°04'46'N, 22°22'18'E, 2020 m, pine forest, E-exposed snowfield on scree, under stones and sifted, 26.VII.2004, leg. Assing (cAss).

C o m m e n t : The species is endemic to the Olympos range, from where it has not been recorded again since its original description (BERNHAEUER 1928). The facies and the primary and secondary sexual characters are shown in Figs 56-62. The specimens listed above were collected together with 275 specimens of *Alpinia meschniggi* at the edge of the snowfield shown in Fig. 28.

***Meotica marchica* BENICK 1953**

Meotica vailatii PACE 2001: 130 f.; syn. n.

M a t e r i a l e x a m i n e d : Greece: 2♂♂, 2♀♀, Fthiotis, W Lamia, Oros Oxia, 38°50'N, 21°56'E, 1500 m, Meadow, under stones, 11.IV.2001, leg. Assing (cAss).

C o m m e n t s : *Meotica marchica* is here recorded from Greece for the first time. The original description of *M. vailatii* is based on two females, one from the Oros Íti and one from Oros Othris. The specimens listed above, which are doubtlessly conspecific with Central European *M. marchica*, were collected less than 40 km from the Oros Íti, where the holotype of *M. vailatii* was found. The spermatheca illustrated by PACE (2001), who compares *M. vailatii* with *M. pallens* (REDTENBACHER), but does not mention *M. marchica*, is identical to that of *M. marchica*. Consequently, *M. vailatii* is here placed in the synonymy of that species.

Acknowledgement

I am grateful to Benedikt Feldmann, Münster, for proof-reading the manuscript.

Zusammenfassung

Sieben Staphylinidenarten werden aus Griechenland beschrieben, abgebildet und von ähnlichen Arten unterschieden: *Proteinus creticus* sp. n. (Ostkreta), *P. utriarius* sp.n. (Griechenland, Türkei), *Lathrobium* (s. str.) *olympicum* sp.n. (Olympos), *L.* (s. str.) *vitsiense* sp.n. (Oros Vitsi), *Oligota viti* sp. n. (Pílion), *Cypha graeca* sp.n. (Levkás, Peloponnes, Kreta) und *Geostiba ossaica* sp.n. (Thessalia: Ossa Oros). *Meotica vailatii* PACE 2001, syn.n., wird mit *M. marchica* BENICK 1953 synonymisiert. Weitere Nachweise wenig bekannter oder aus dem Gebiet bisher unbekannter Arten, darunter vier Erstmachweise für Griechenland, werden gemeldet. Habitus und Sexualmerkmale von *Alpinia meschniggi* BERNHAUER und *Tectusa meschniggi* BERNHAUER werden abgebildet.

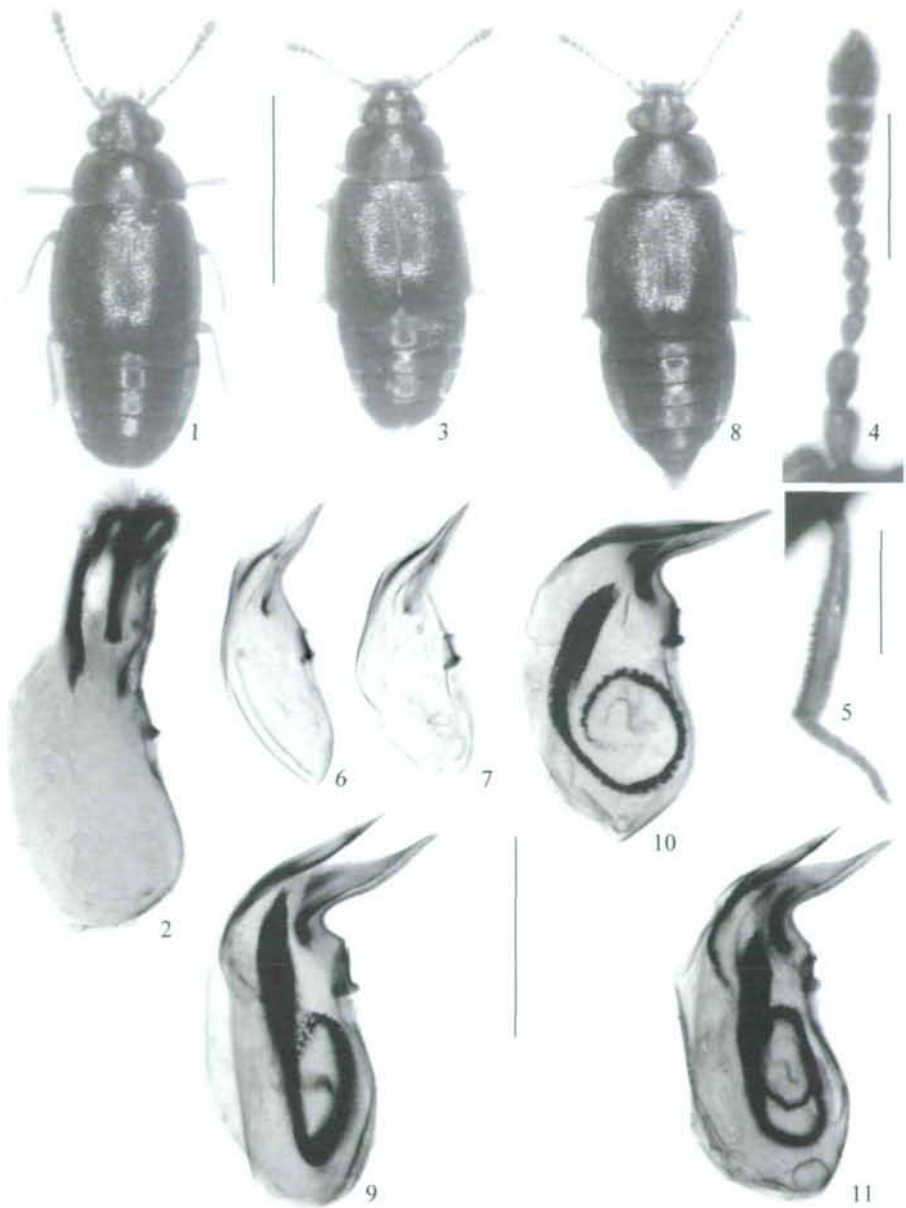
References

- ASSING V. (1999): A revision of the species of *Geostiba* THOMSON 1858 from Greece and Cyprus (Coleoptera, Staphylinidae, Aleocharinae). — Linzer biol. Beitr. 31: 845-928.
- ASSING V. (2000): A revision of the species of *Geostiba* THOMSON 1858 and *Paraleptusa PEYERIMHOFF* 1901 of Greece: Supplement I, including some species from Albania, Macedonia, Bulgaria, and Turkey (Coleoptera: Staphylinidae, Aleocharinae). — Linzer biol. Beitr. 32: 1007-1031.
- ASSING V. (2001): A revision of the microphthalmous *Lathrobium* GRAVENHORST of Turkey, with descriptions of two new *Lathrobium* species from Italy and Albania (Insecta: Coleoptera: Staphylinidae: Paederinae). — Ann. Naturhist. Mus. Wien 103 B: 375-389.
- ASSING V. (2002): New species of Staphylinidae from Greece (Insecta: Coleoptera). — Reichenbachia 34: 277-284.
- ASSING V. (2003): A revision of the species of *Geostiba* THOMSON of the Eastern Mediterranean. VI. (Coleoptera: Staphylinidae, Aleocharinae). — Linzer biol. Beitr. 35: 103-129.
- ASSING V. & M. SCHÜLKE (2000): A new microphthalmous species of *Lathrobium* GRAVENHORST from Greece (Insecta: Coleoptera: Staphylinidae: Paederinae). — Reichenbachia 32: 321-326.
- ASSING V. & P. WUNDERLE (1999): On the staphylinid fauna of northeastern Greece (Coleoptera). — Entomol. Z. 109: 474-483.
- ASSING V. & P. WUNDERLE (2001): On the Staphylinidae of Greece. II. New species and new records from central and northern Greece (Insecta: Coleoptera). — Linzer biol. Beitr. 33: 103-136.
- BERNHAEUER M. (1928): Neue Staphyliniden der palaearktischen Fauna (Insecta: Coleoptera). — Koleopterol. Rdsch. 14: 8-23.
- DAUPHIN P. (1995a): Sur les *Proteinus* d'Europe occidentale (Coleoptera, Staphylinidae). — Bull. Soc. linn. Bordeaux 23: 101-118.
- DAUPHIN P. (1995b): Description de *Proteinus meuseli*, nouvelle espèce d'Europe centrale (Coleoptera, Staphylinidae). — Bull. Soc. linn. Bordeaux 23: 193-197.
- DAUPHIN P. (1999): Description de deux nouveaux *Proteinus* méditerranéens (Coleoptera, Staphylinidae). — Bull. Soc. linn. Bordeaux 27: 135-141.

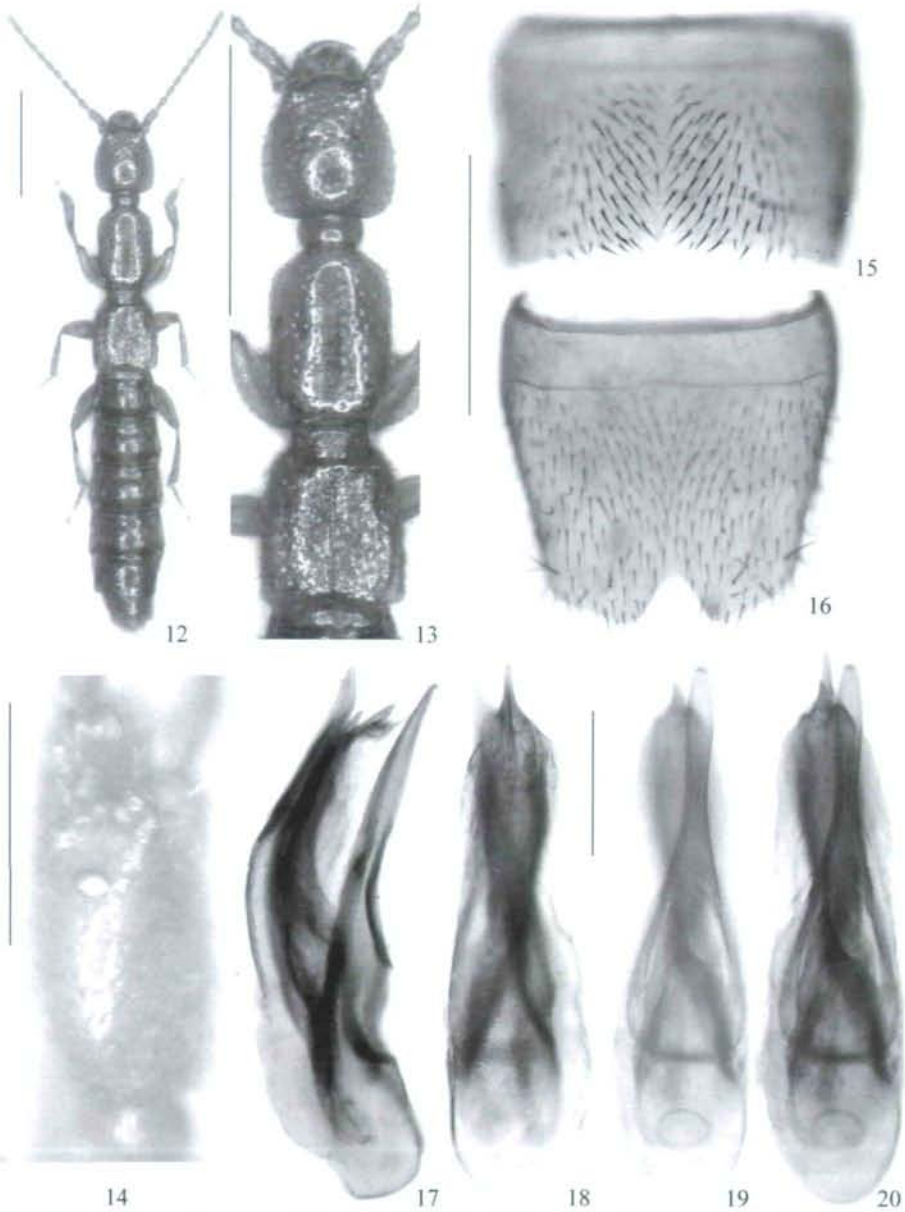
PACE R. (2001): Aleocharinae raccolte in Grecia da P. M. Giachino e D. Vailati con descrizione di nuove specie (Coleoptera Staphylinidae). — Boll. Mus. reg. Sci. nat. Torino 18: 127-135.

ZERCHE L. (2002): *Lepusa*-Arten aus Bulgarien und Griechenland (Coleoptera, Staphylinidae, Aleocharinae). — Beitr. Entomol., Kellern 52: 309-328.

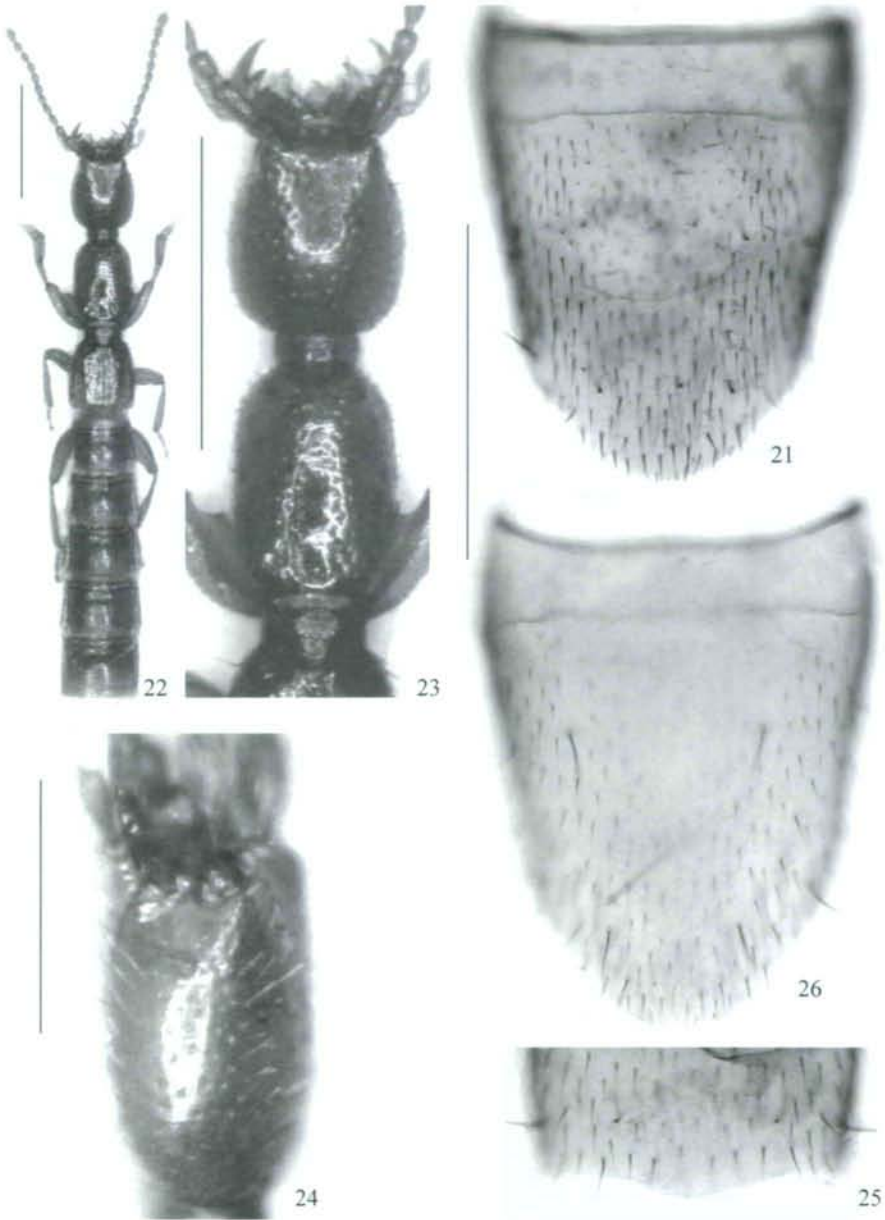
Author's address: Dr. Volker Assing
Gabelsbergerstr. 2
D-30163 Hannover, Germany
E-Mail: vassing.hann@t-online.de



Figs 1-11: *Proteinus zanettii* DAUPHIN (1-2), *P. creticus* sp.n. (3-7), and *P. utriarius* sp.n. (8-11): 1, 3, 8 – facies; 2, 6, 7, 9-11 – aedeagus in lateral view; 4 – antenna; 5 – ♂ mesotibia. Scale bars: 1, 3, 8: 1.0 mm; 2, 4-7, 9-11: 0.2 mm.



Figs 12-20: *Lathrobium olympicum* sp.n.: 12 – facies of holotype; 13 – forebody (holotype); 14 – head in lateral view; 15 – ♂ sternite VII; 16 – ♂ sternite VIII; 17 – aedeagus in lateral view; 18 – aedeagus in dorsal view; 19, 20 – aedeagus in ventral view. Scale bars: 12, 13: 1.0 mm; 14-16: 0.5 mm; 17-20: 0.2 mm.



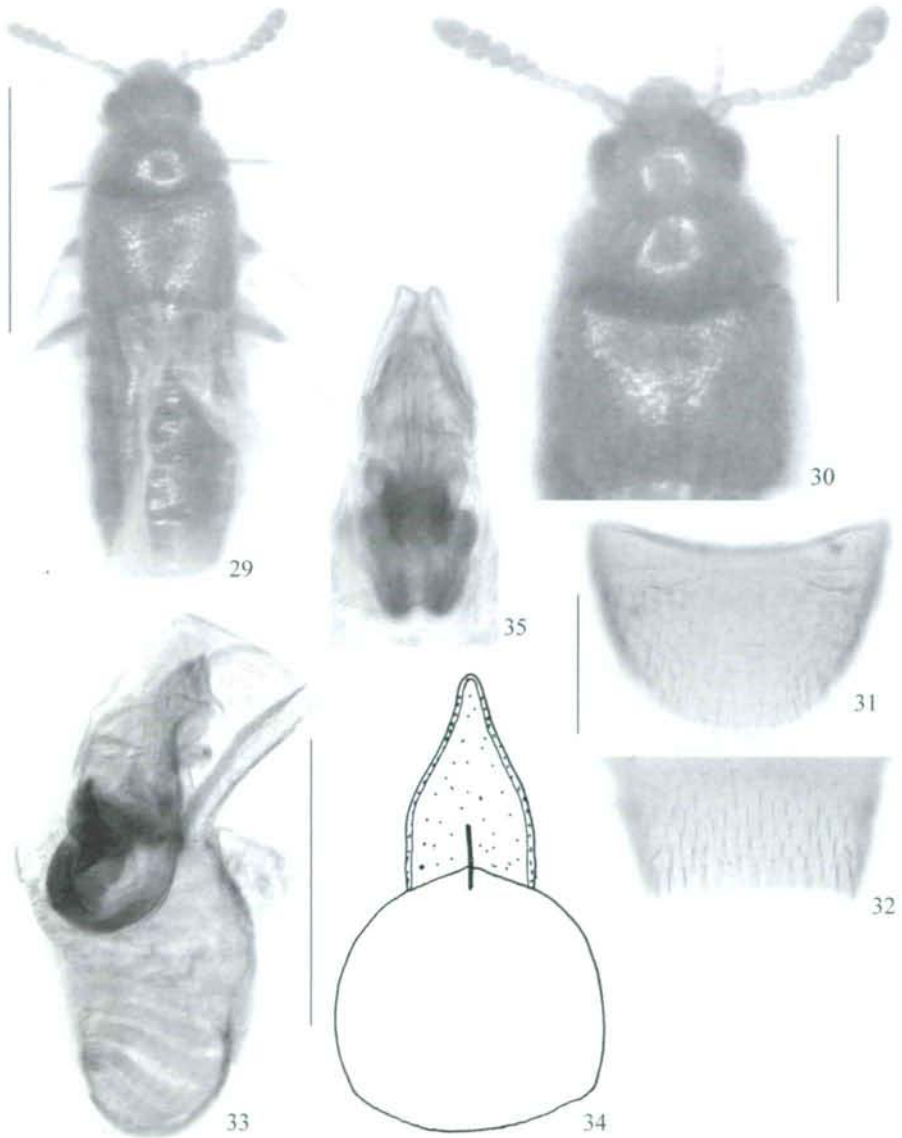
Figs 21-26: *Lathrobium olympicum* sp.n. (21) and *L. vitsiense* sp.n. (22-26): 21, 26 – ♀ sternite VIII; 22 – facies of holotype; 23 – forebody (holotype); 24 – head in lateral view; 25 – posterior part of ♀ tergite VIII. Scale bars: 22, 23: 1.0 mm; 21, 24-26: 0.5 mm.



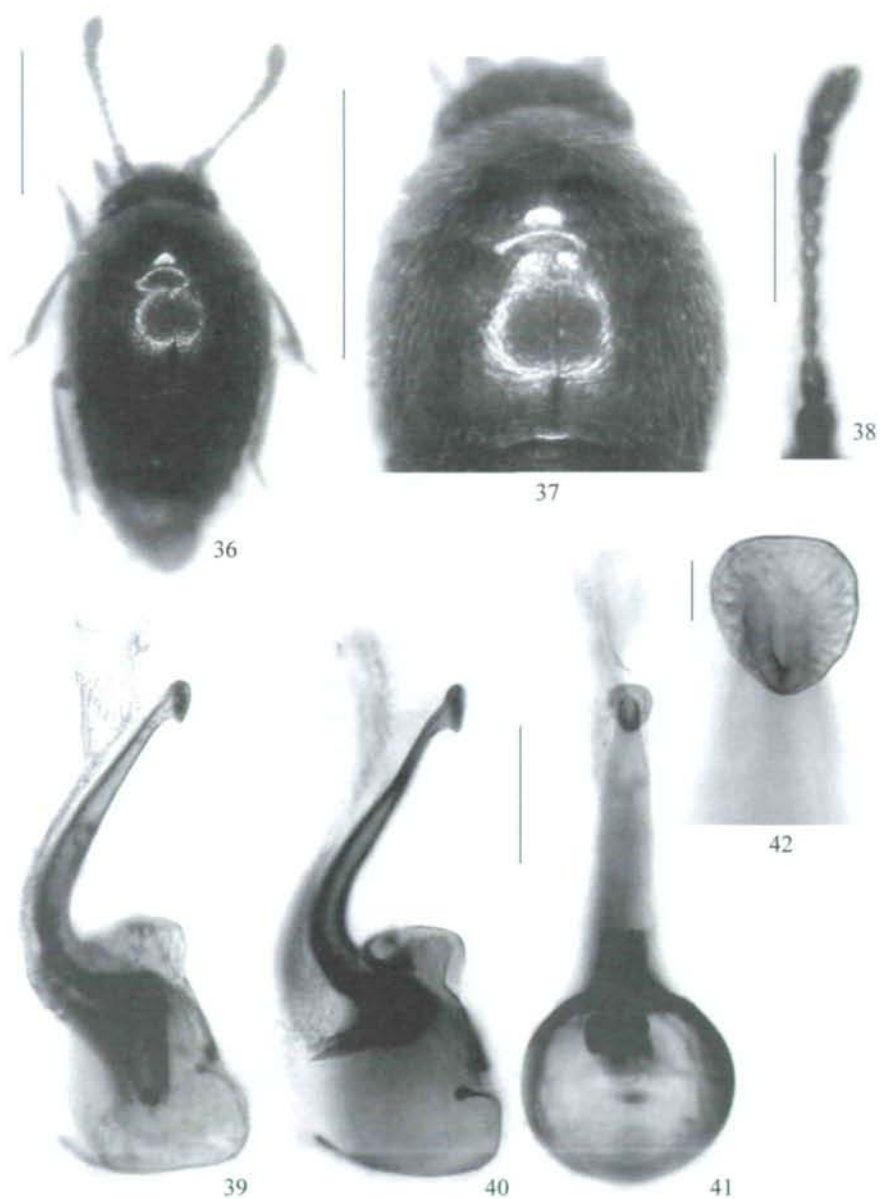
Fig. 27: Type locality of *Lathrobium olympicum* sp.n.



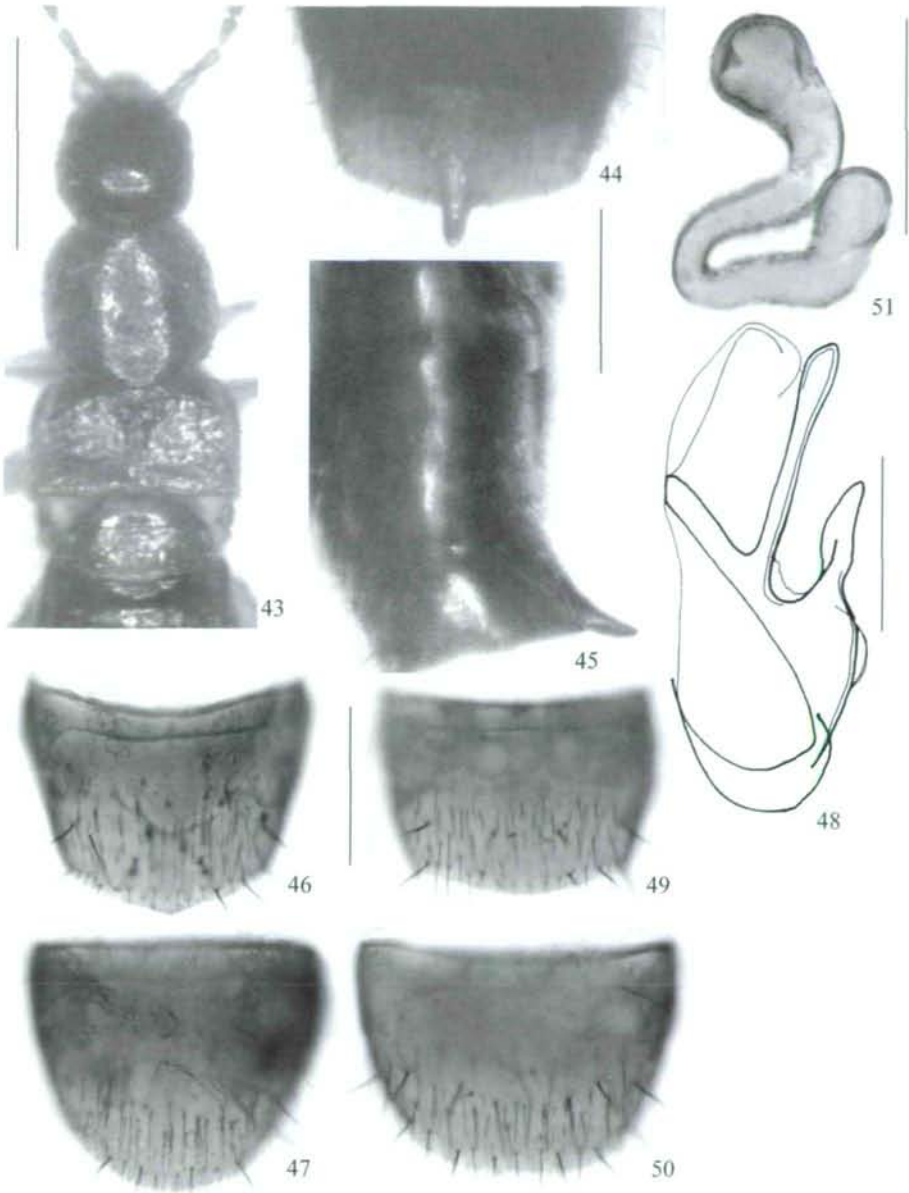
Fig. 28: Snowfield where large numbers of *Alpinia meschniggi* (BERNHAEUER) and all the specimens of *Tectusa meschniggi* (BERNHAEUER) were found.




Figs 29-35: *Oligota viti* sp.n.: 29 – facies; 30 – forebody; 31 – δ sternite VIII; 32 – posterior half of δ tergite VIII; 33 – median lobe of aedeagus in lateral view; 34 – median lobe of aedeagus in ventral view; 35 – internal structures of aedeagus in ventral view. Scale bars: 29: 0.5 mm; 30: 0.2 mm; 31-35: 0.1 mm.



Figs 36-42: *Cypha graeca* sp.n.: 36 – facies; 37 – pronotum and elytra; 38 – antenna; 39, 40 – median lobe of aedeagus in lateral view; 41 – median lobe of aedeagus in ventral view; 42 – apex of median lobe of aedeagus in ventral view. Scale bars: 36, 37: 0.5 mm; 38: 0.2 mm; 39-41: 0.1 mm; 42: 0.01 mm.



Figs 43-51: *Geostiba ossaica* sp.n.: 43 – ♂ forebody (holotype); 44 – ♂ tergite VII in antero-dorsal view; 45 – process of ♂ tergite VII in lateral view; 46 – ♂ tergite VIII; 47 – ♂ sternite VIII; 48 – median lobe of aedeagus in lateral view; 49 – ♀ tergite VIII; 50 – ♀ sternite VIII; 51 – spermatheca. Scale bars: 43: 0.5 mm; 44-47, 49-50: 0.2 mm; 48, 51: 0.1 mm.



Figs 52-62: *Alpinia meschniggi* (BERNHAEUER) (52-54), *Maurachelia roubali* (LOHSE) (55), and *Tectusa meschniggi* (BERNHAEUER) (56-62): 52, 55, 56 – facies; 53, 58 – median lobe of aedeagus in lateral view; 54, 62 – spermatheca; 57 – ♂ sternite VIII; 59 – paramere; 60 – ♀ tergite VIII; 61 – ♀ sternite VIII. Scale bars: 52, 55, 56: 1.0 mm; 57-61: 0.2 mm; 53, 54, 62: 0.1 mm.

ZOBODAT - www.zobodat.at

Zoologisch-Botanische Datenbank/Zoological-Botanical Database

Digitale Literatur/Digital Literature

Zeitschrift/Journal: [Linzer biologische Beiträge](#)

Jahr/Year: 2004

Band/Volume: [0036_2](#)

Autor(en)/Author(s): Assing Volker

Artikel/Article: [New species and records of Staphylinidae from Greece \(Insecta: Coleoptera\) 593-613](#)